



---

# YOUTH SERVICES YEAR END REPORT 2022

---



2350 Illinois Street  
Columbus, IN 47201

Written by: Mariah Lucas-Georges

Submitted on : August 30th

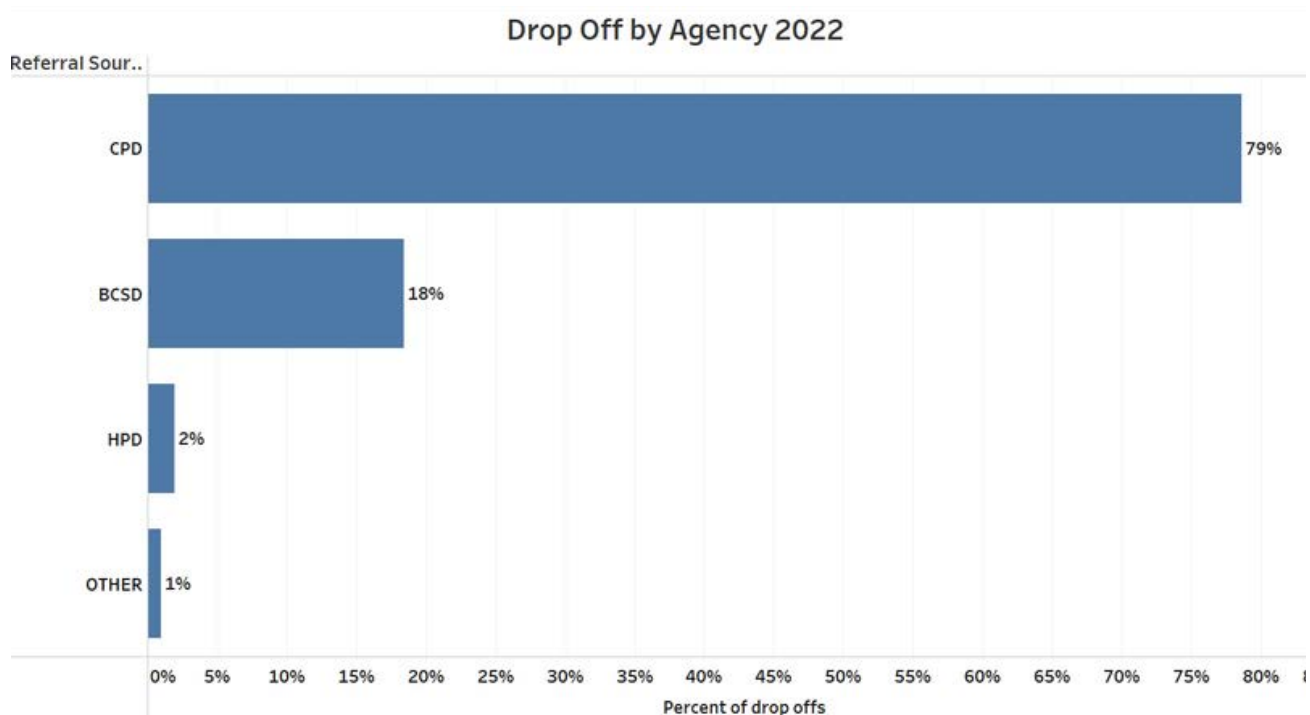
The Honorable Judge Kelly Benjamin

Bradford Barnes Director of Court Services

## Drop Off Program

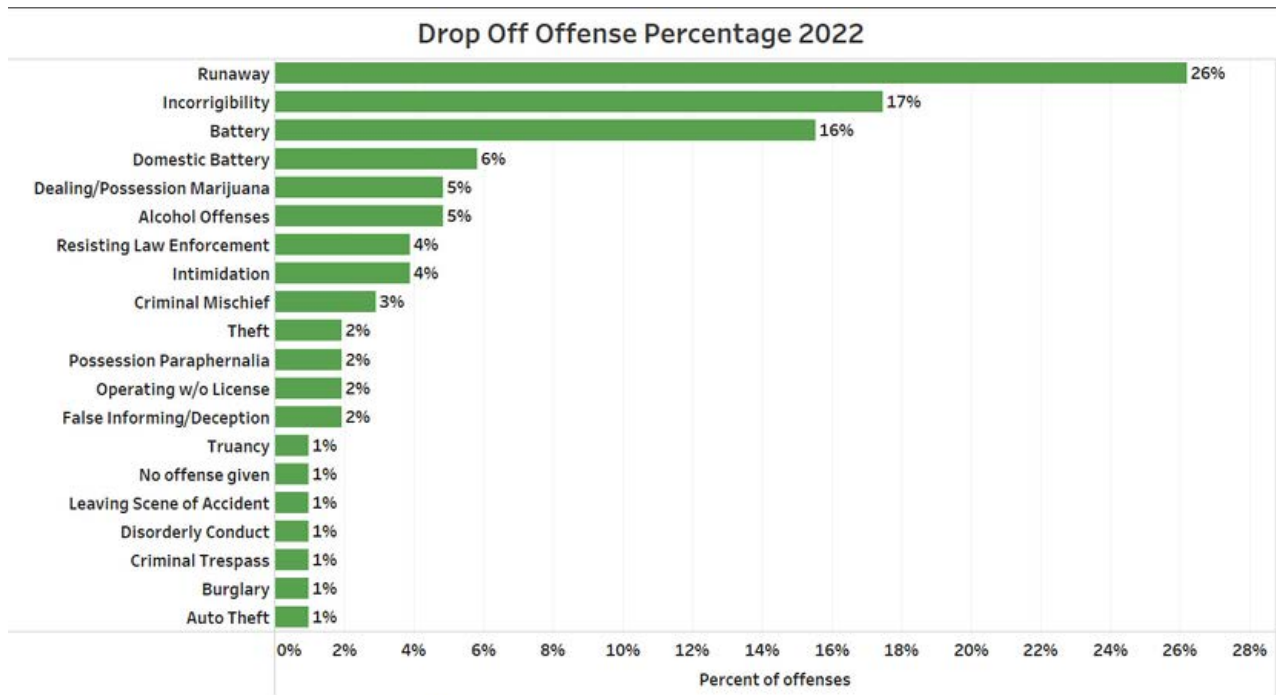
By local policy, the Center will accept any youth taken into custody by a law enforcement officer within Bartholomew County. Intake Officers are available 24 hours a day. The Intake Officers interview parents and other interested parties to determine if the youth should be placed in detention, shelter or another alternative to detention, or be released to a parent or guardian. Intake staff have available to them assessment tools such as the Indiana Youth Assessment Instrument (IYAS), the Detention Risk Assessment Instrument (DRAI), and the MAYSI-II mental health screening (to appropriate youth), to assist in making a detain or release decision. In 2022, these officers completed 128 Detention Risk Assessments Instruments, and 146 MAYSI-II mental health screenings. The Drop Off Program is designed to allow law enforcement officers to return to patrol immediately]

In 2022, the following law enforcement agencies referred 103 youth to the Center that were released after an Intake Officer completed their initial assessments:



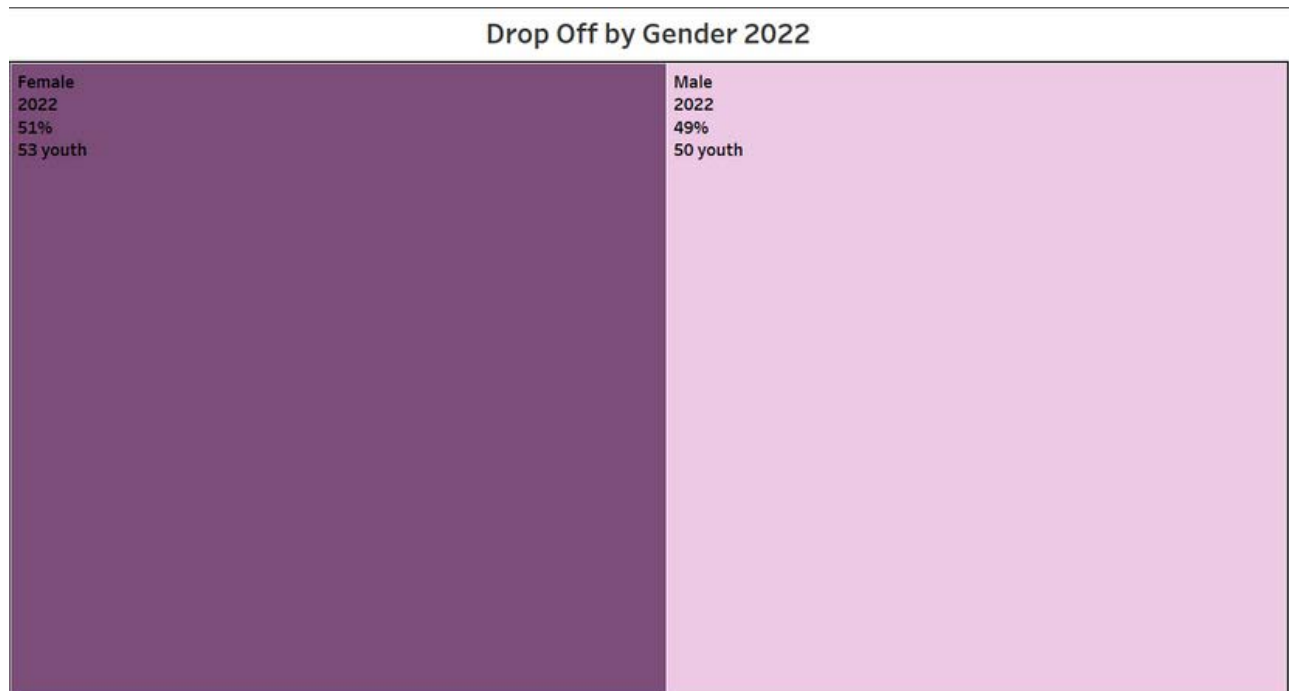
CPD: Columbus Police Department  
BCSD: Bartholomew County Sheriff Department  
HPD: Hope Police Department  
ISP: Indiana State Police

There were 103 Drop Offs in 2022. The various reasons for these referrals and the demographics of those referrals are as follows:



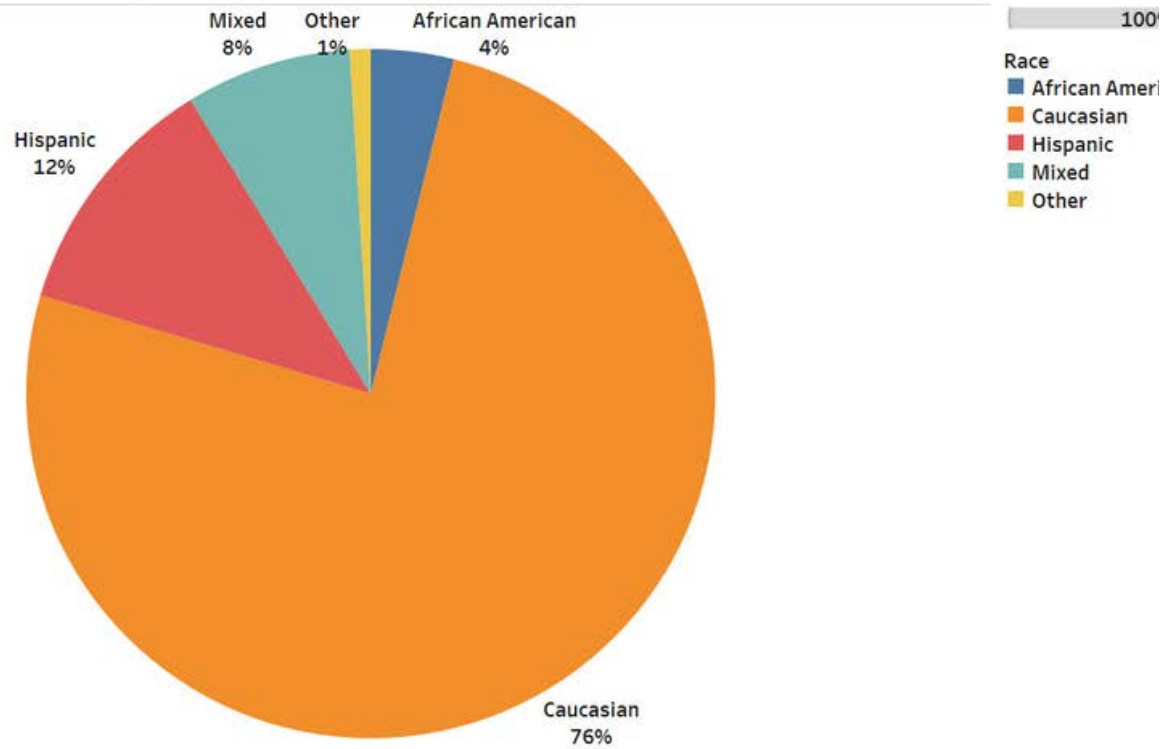
OWI: Operating while intoxicated

The gender of the youth considered Drop-Offs in 2022 were:



The breakdown of race of Drop Offs in 2022 was:

Drop off by Race/Ethnicity 2022



2022

## Detention

Detention is a secure placement designed for youth awaiting the court process, who are considered to be a danger to public safety, likely to re-offend, or flee before their court appearance. Youth may also be sentenced to serve time in secure detention for up to ninety days if they are under the age of seventeen and for 120 days if they are seventeen years of age or older.

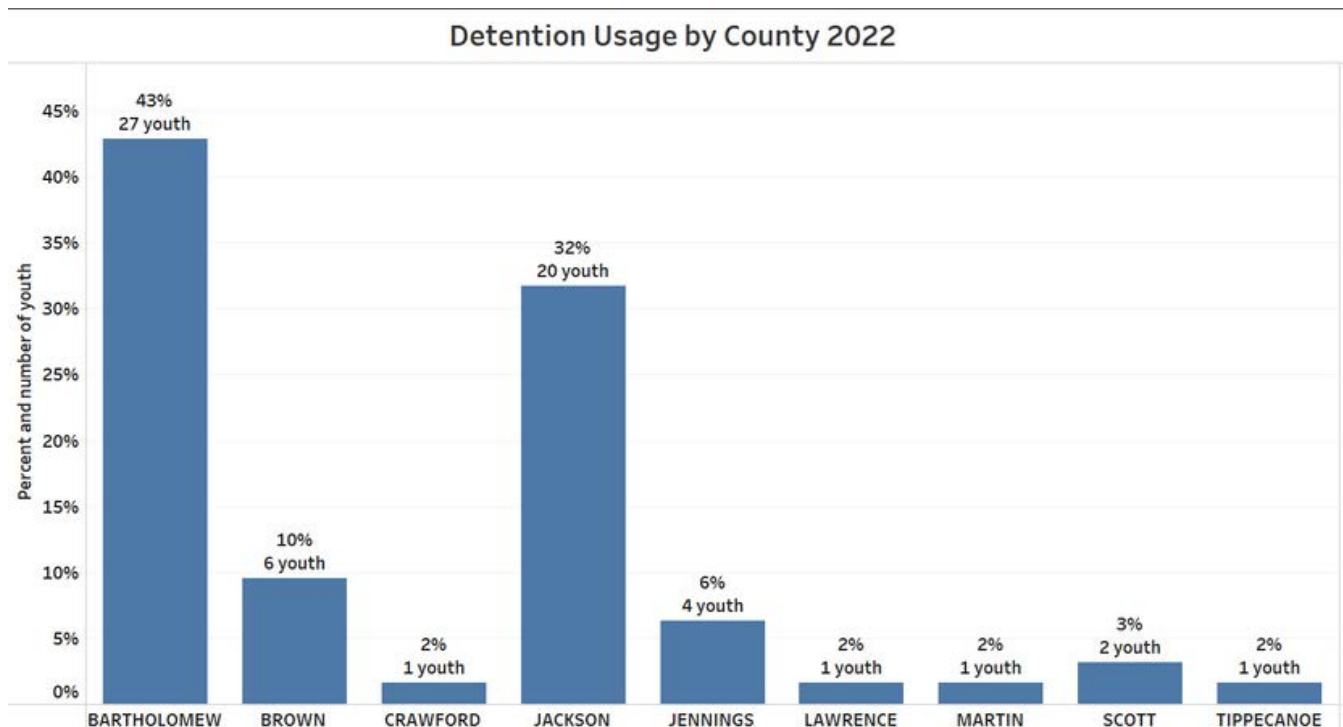
Detention is designed to hold youth between the ages of ten and twenty-one. Detention programming focuses on teaching young people about choices and consequences. Youth placed in secure Detention receive six hours of daily educational instruction at the Center year round, five days per week.

In Indiana, the Department of Corrections has the responsibility of providing standards for compliance for secure detention. In July of 2022 Article 8 standards were passed and were implemented throughout Indiana. Center personnel have worked diligently to implement the changes that has resulted from the changes in legislation.

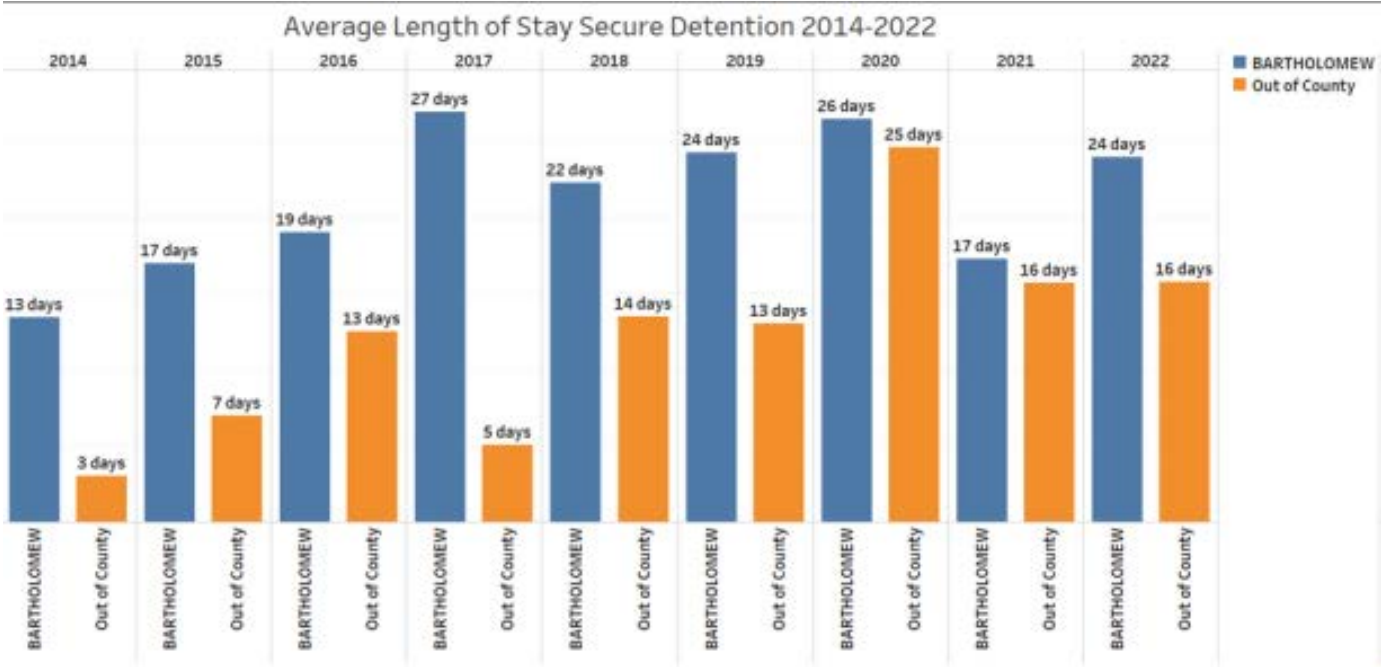
In 2022, the Center received a score of 100% on the mandatory standards and a 92% on recommended standards. In 2022, the Center provided services to sixty-three youth in detention; the following graphs and tables depict the demographics of those youth.

The Youth Services Center receives its referrals to Detention from the Bartholomew County Circuit Court, local law enforcement agencies and courts in surrounding counties.

Counties that were served by YSC in 2022:



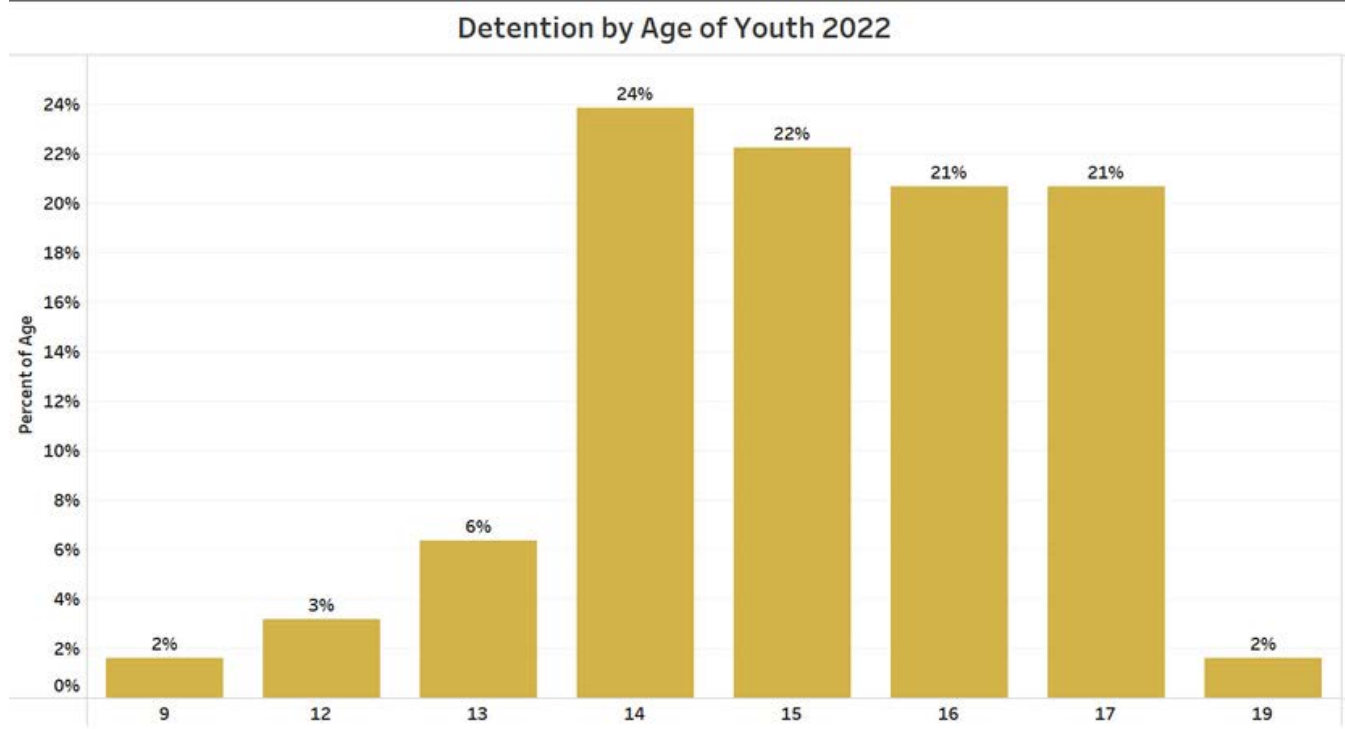
The table below represents a ten-year comparison for average length of stay for Bartholomew County youth compared to out of county youth:



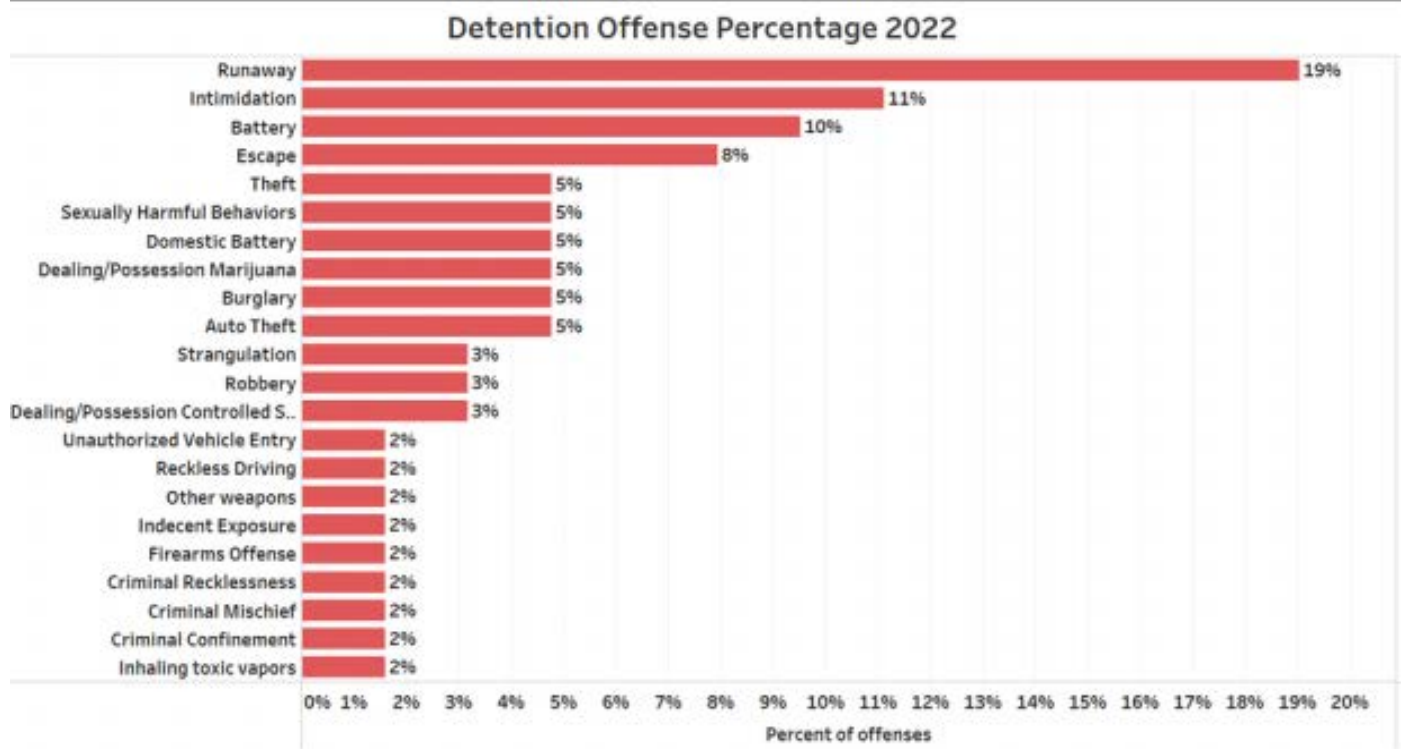
The graph below reflects the percentage of male and female residents placed in Detention in 2022.



The age of a youth often has an impact on the way the Center’s services are provided. The graph on the following page reflects the age of the youth who received services in Detention in 2022.

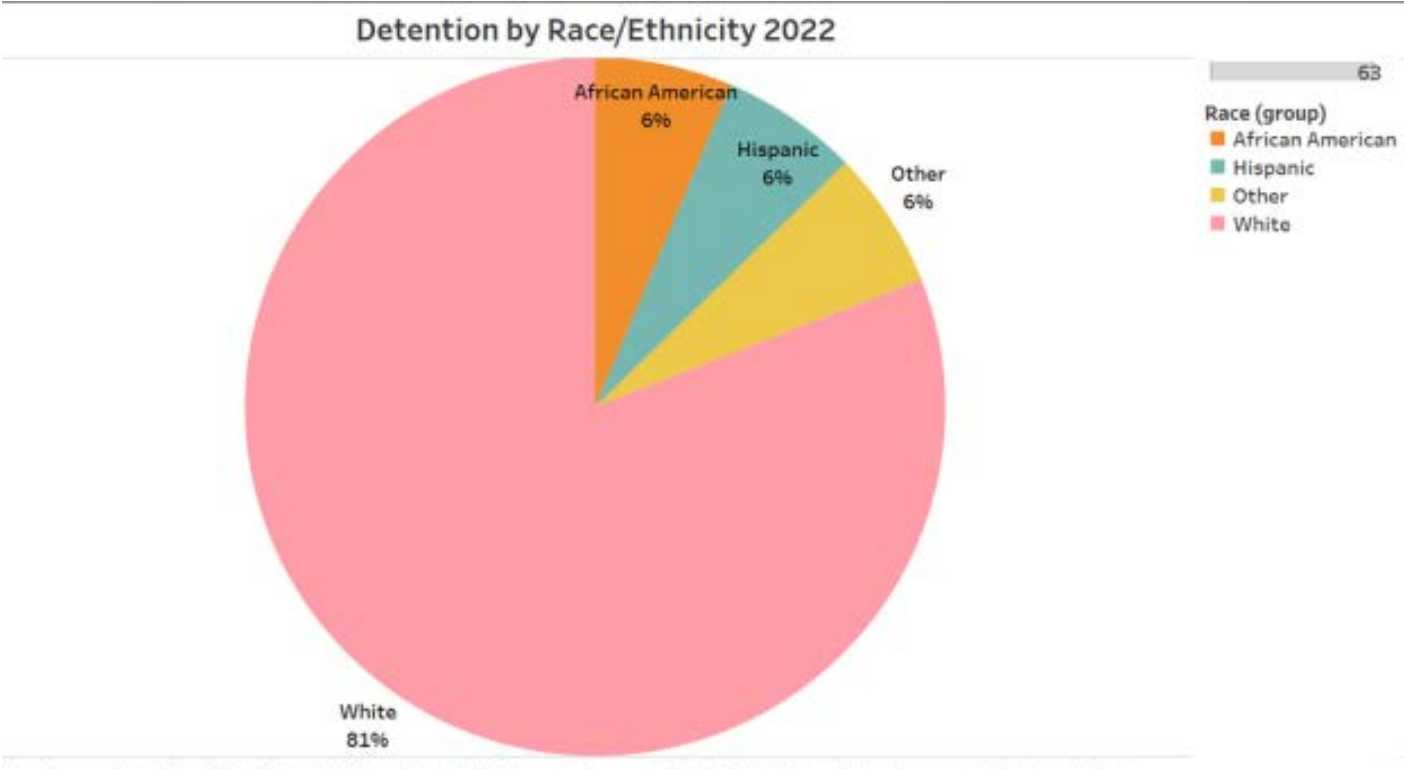


The graph below reflects the most serious offenses for which youth were referred to secure detention in 2022. Many youth are referred for multiple allegations of criminal conduct. As seen by the list of offenses below, youth detained at the Center are detained for involvement in a large range of criminal conduct:



OWI: Operating while intoxicated

The disproportionate number of youth of color, particularly in secure detention, continues to be a significant concern in this country, receiving attention at the local, state and national levels. The pie graph below contains information regarding the percentage of populations by for the year of 2022.



The table below represents the average daily census for Detention youth served at the Center for the past five years:

| Average Daily Population: 5 year Comparison |      |      |      |      |      |
|---|------|------|------|------|------|
| Placed                                      | 2018 | 2019 | 2020 | 2021 | 2022 |
| Detention                                   | 8    | 8    | 6    | 11   | 8    |



The Center strives to determine what changes can be made or added to its current programming to increase the number of youth who do not return to the Center, and more importantly, who do not continue to commit crimes in the community as either juveniles or adults.

While in secure detention, youth participate in program including but not limited to: educational programming with a licensed educator, life skills activities, health relationship and boundaries, health and wellness, physical education, social and emotional learning, trauma informed yoga, and civil engagement.

## Detention Education Highlights 2022

- Third year participating in the nationwide "Unbound" reading challenge.
- Two students passed the HISET test and earned their HSE while in detention.
- Mr. Charlton (Detention Educator) honored at the annual Turning Point fundraiser as the Stand Up Award winner for his work in educating about healthy relationships in the YSC classroom.



Made with PosterMyWall.com

Submitted by Shawn Charlton, Detention Educator

## Detention Education Highlights

# 2022

- Continued use of GradPoint blended learning program with multiple students earning transferable credit.
- Implementation of KIWI building kits to further support our weekly STEM lessons.
- Multiple students certified in CPR after a week long workshop.



Made with PosterMyWall.com



Hank Fincken  
(Henry Ford)



Portia Jackson  
(Harriet Tubman)

## Teaching Artists 2022



Jingo De La Rosa  
(Cartoon Creation)



Carlos Nieto  
(Manga Creation)



Theon Lee  
(Beat Box and Rythm)

Made with PosterMyWall.com

Submitted by Shawn Charlton, Detention Educator



## Prison Rape Elimination Act *Submitted by Dihea Emberton PREA Coordinator*

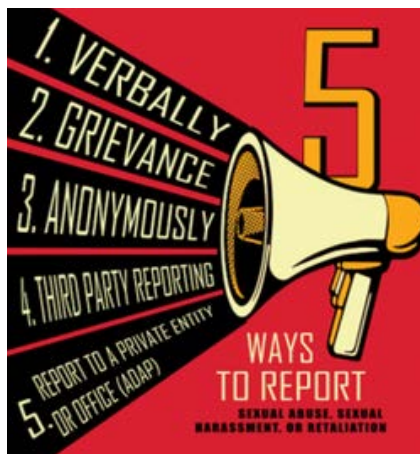
The Bartholomew County Youth Services Center has implemented the Prison Rape Elimination Act. We pride ourselves on ensuring that youth and staff are free from sexual harassment, sexual misconduct, and sexual assault. The Center has completed the Survey of Sexual Victimization for 2018, 2019, 2020, 2021 and 2022. For all four years, there have been zero (0) reports of sexual abuse, zero (0) reports sexual harassment, and zero (0) nonconsensual sexual acts.

All youth placed in secure Detention are provided education on their rights as it relates to PREA. Youth are provided this information verbally, in writing, and video. Youth continually engage in regular education conducted by the PREA Coordinator.



Why is PREA implementation important at the facility?

Youth at the facility are at a higher risk of sexual assault and harassment because they may have had previous experiences that make them vulnerable to this issue. We do not want to see more harm done to our youth. We support the youth we serve grow and learn while they are in our care. We believe that it is essential for all youth to have their basic need for safety met in order to reach their full potential.



What was the biggest benefit of PREA implementation?

The biggest benefit is giving our youth a voice and providing them with transferable education regarding sexual abuse, sexual harassment, and sexual assault. This Education will go beyond the walls of the Youth Services Center. We pride ourselves on knowing that we implemented standards that are required and turned it into positive experience for the community and our youth by allowing them to have open and honest discussions. Our implementation of PREA has displayed to our youth that we value them and their safety. This information will hopefully empower our youth by providing them with transferable lifelong knowledge.




## Community Transition Program

In accordance with Indiana Code 31-37-19-21, all youth that are sentenced to secure Detention for thirty days or more, are provided with the opportunity to participate in the Transition Program. The goal of the Transition Program is to assist a youth in successfully transitioning from a secure setting to home by providing support and supervision.

We recognize that by serving a significant time in secure Detention a youth experiences loss of connection with family, community, school, and other protective factors. Rather than releasing the youth to their home without the benefit of resources and support, the Bartholomew County Youth Services Center offers transition services to these youth. These services include the support and supervision of the After Care Liaison in the home at least three days a week, a mentor, and the Center's Education Liaison. The Educational Liaison assists the youth in navigating the educational system to further their education by returning to traditional education or developing and implementing a plan for alternative education. Youth are also expected and assisted in gaining employment. The youth are also assisted by the Center's Counselor in navigating the mental health system in the event that the youth is in need of mental health services. The youth's parents, as well as the youth's Probation Officer, are also involved in the youth's Transition Program.

In 2022, there were four youth eligible for the Transition Program. There was one youth that elected to participate in the Community Transitions Program in 2022 and the one youth successfully completed the program.



## Shelter

Shelter is a non-secure, temporary, emergency placement designed to serve status offenders, abused and/or neglected youth, children of families in crisis, and children and youth awaiting out-of-home placement. Shelter residents attend or receive their school work from their home school. They remain active in community-based activities to the greatest extent possible. Shelter staff also provides the youth with social and life skill lessons, such as budgeting and money management, daily living, proper hygiene and nutrition, and pre-employment skills, such as resume building and interview techniques.

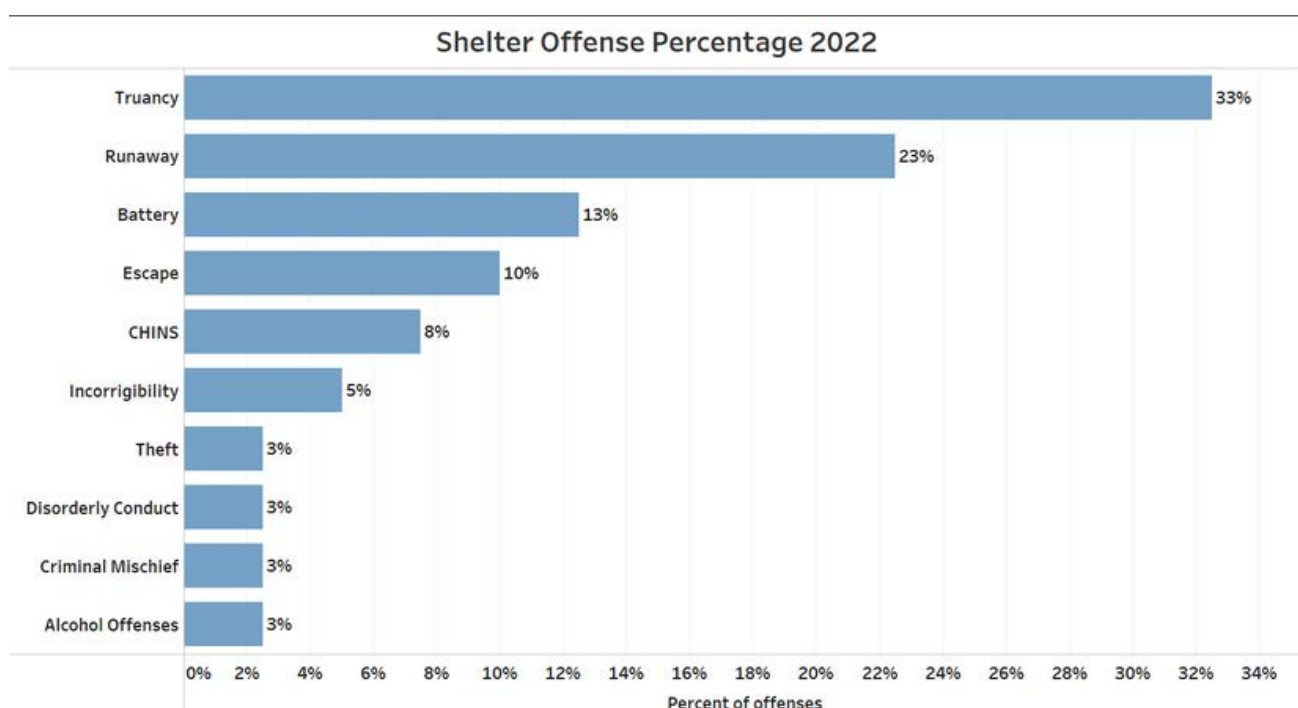
The Indiana Family and Social Services Administration provide rules and licensing for Shelter program. The Center's license allows for ten youth between the ages of ten and eighteen to remain in Shelter care for up to twenty days.

In 2022, the Center provided Emergency Shelter Care services to forty youth were served in by emergency shelter care.

There were thirty-nine youth denied admission to Shelter in 2022 due to presenting with either sexual maladaptive behavior, being actively suicidal, displaying severe aggression, or due to COVID-19 concerns.

In 2022, there were a wide variety of reasons a youth may have been referred to Shelter. The majority of youth that were placed in Shelter had previously spent time in a secure setting, waiting for in-home services to be initiated or awaiting placement at a residential facility.

The graph below displays the number of youth referred to Shelter care based on offense:





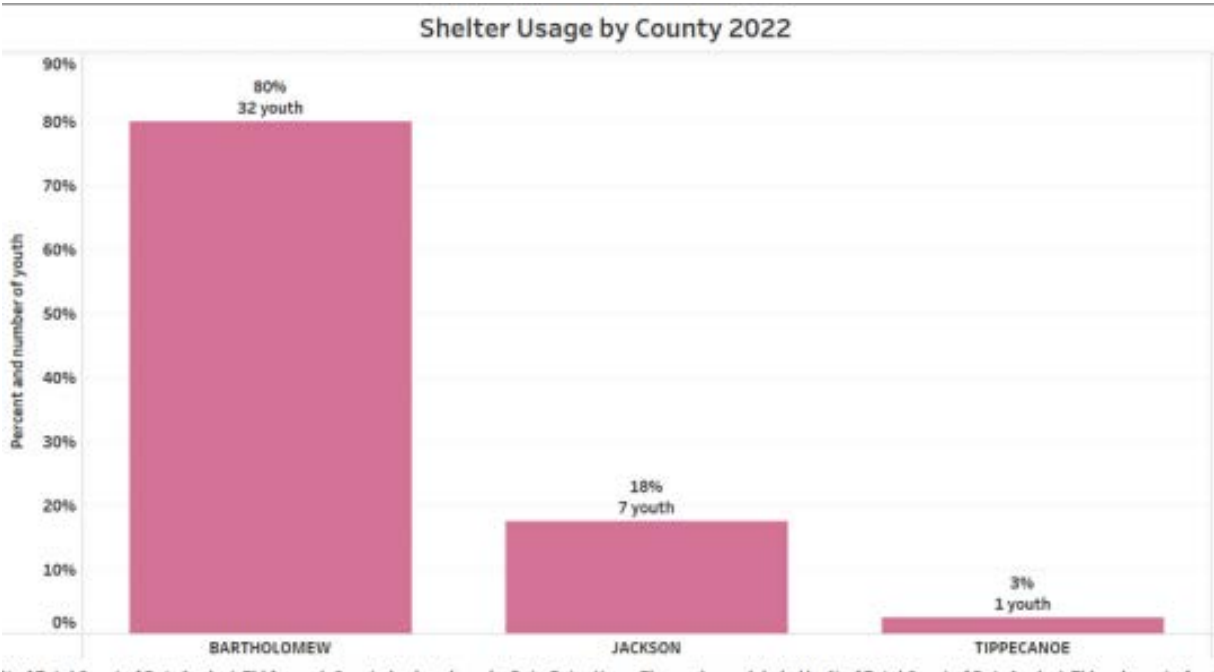
Even though the maximum length of stay in Shelter is twenty days, the Indiana Department of Child Services may grant an extension for a youth’s stay in Shelter.

In 2022, there were twenty extensions granted. The Average Length of Stay in Shelter was fifteen days in 2022. The Center’s Average Daily Population in Shelter for 2022 was six.

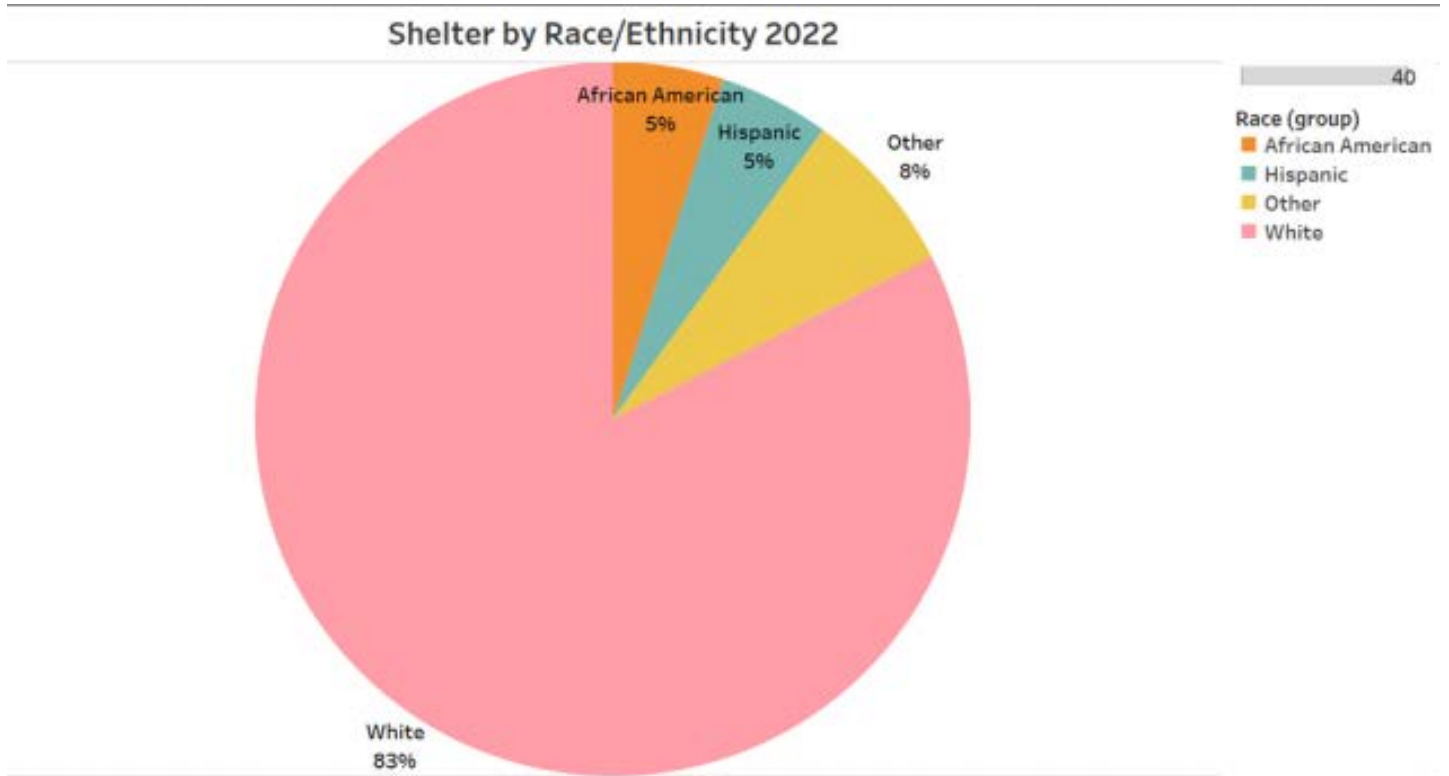
The table below represent the average daily census for Shelter youth served at the Center in 2022 for the past five years:

| Average Daily Population: 5 year Comparison |      |      |      |      |      |
|---|------|------|------|------|------|
| Placed                                      | 2018 | 2019 | 2020 | 2021 | 2022 |
| Shelter                                     | 3    | 3    | 3    | 5    | 6    |

The Indiana Department of Child Services, the Court, and local law enforcement all referred youth to Emergency Shelter Care in 2022. The breakdown of each by county is as follows:



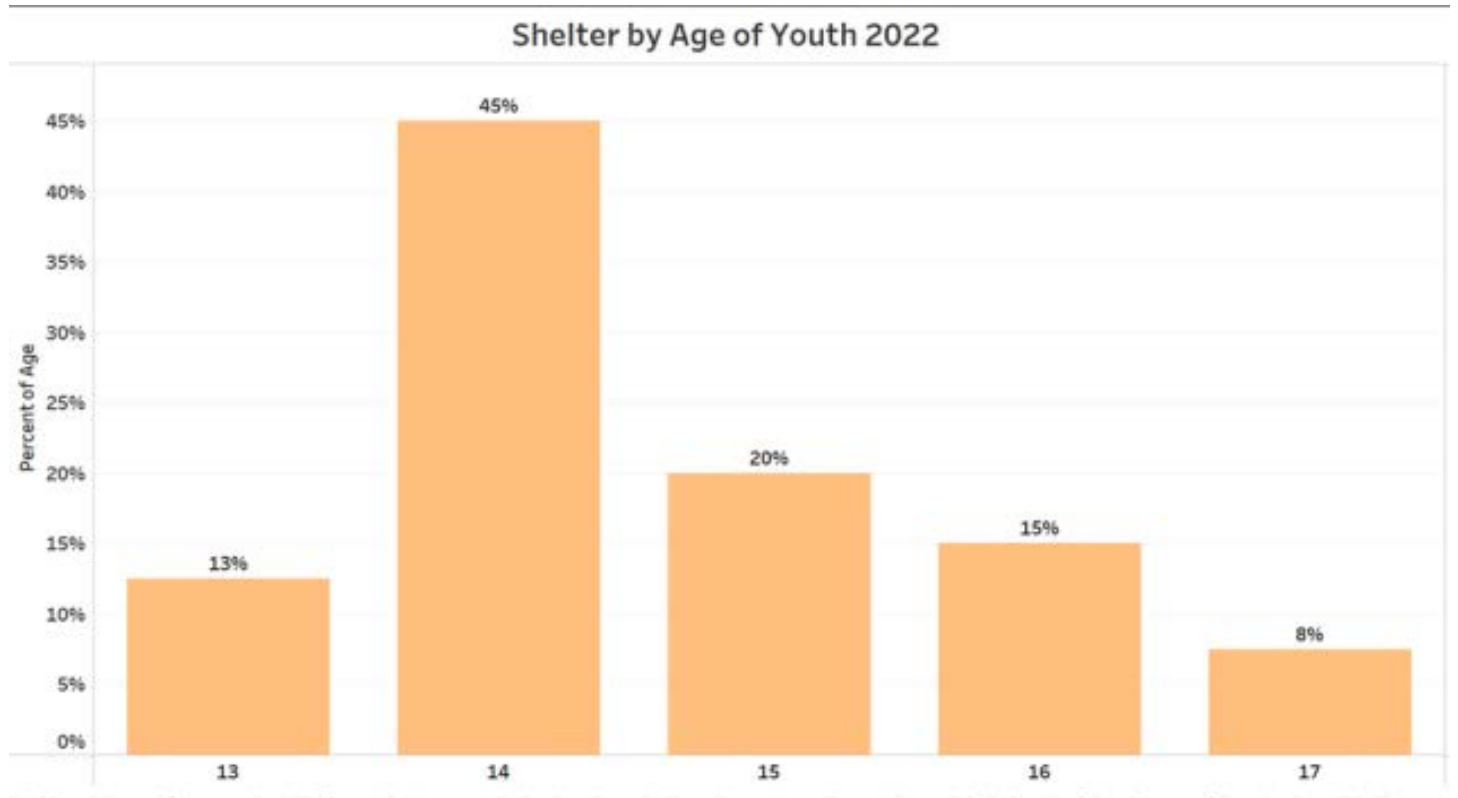
The graph below contains information regarding the percentage of populations by race served at the Center in Shelter.



The graph below displays the gender of youth referred to Shelter care:



The graph below displays the age of youth referred to Shelter care:

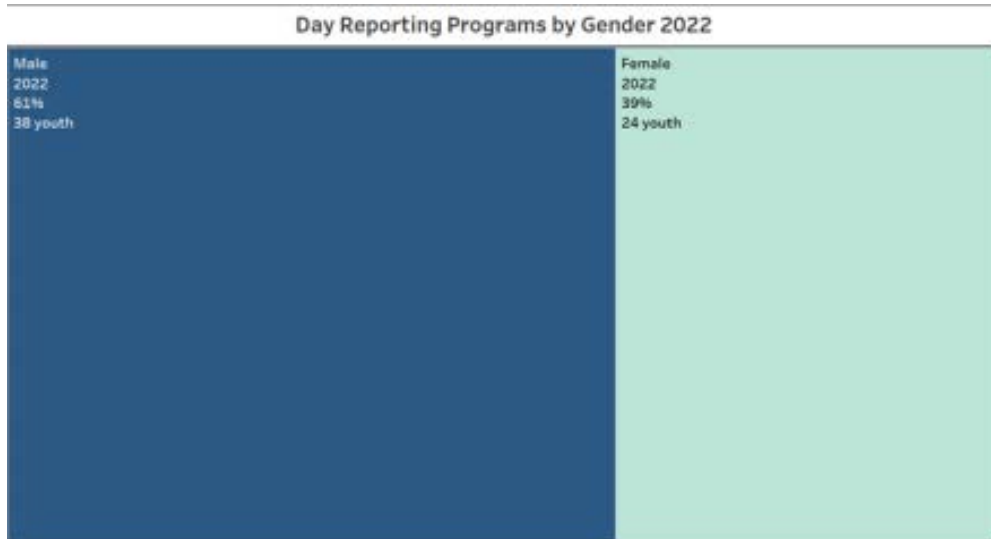




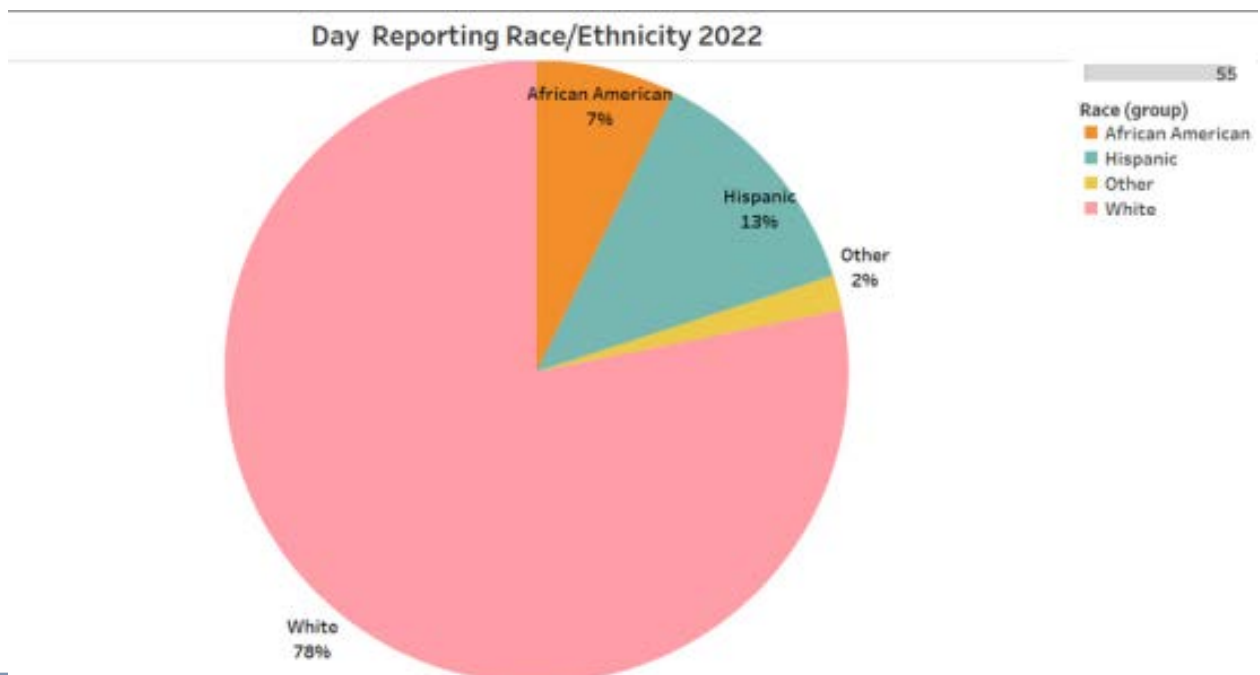
## Day Reporting Programs

Bartholomew County Youth Services Center has a three day reporting programs: Day Reporting Center, Independent Living, and Day Treatment. Each of these programs are unique and provide youth with a continuum of care and diverse levels of supervision and support. In 2022, Sixty-three (63) youth participated in the Day Reporting Programs. Of those youth that participated, Fifty-four (54) youth successfully completed a Day Reporting Program for a success rate of eighty-six (86) percent

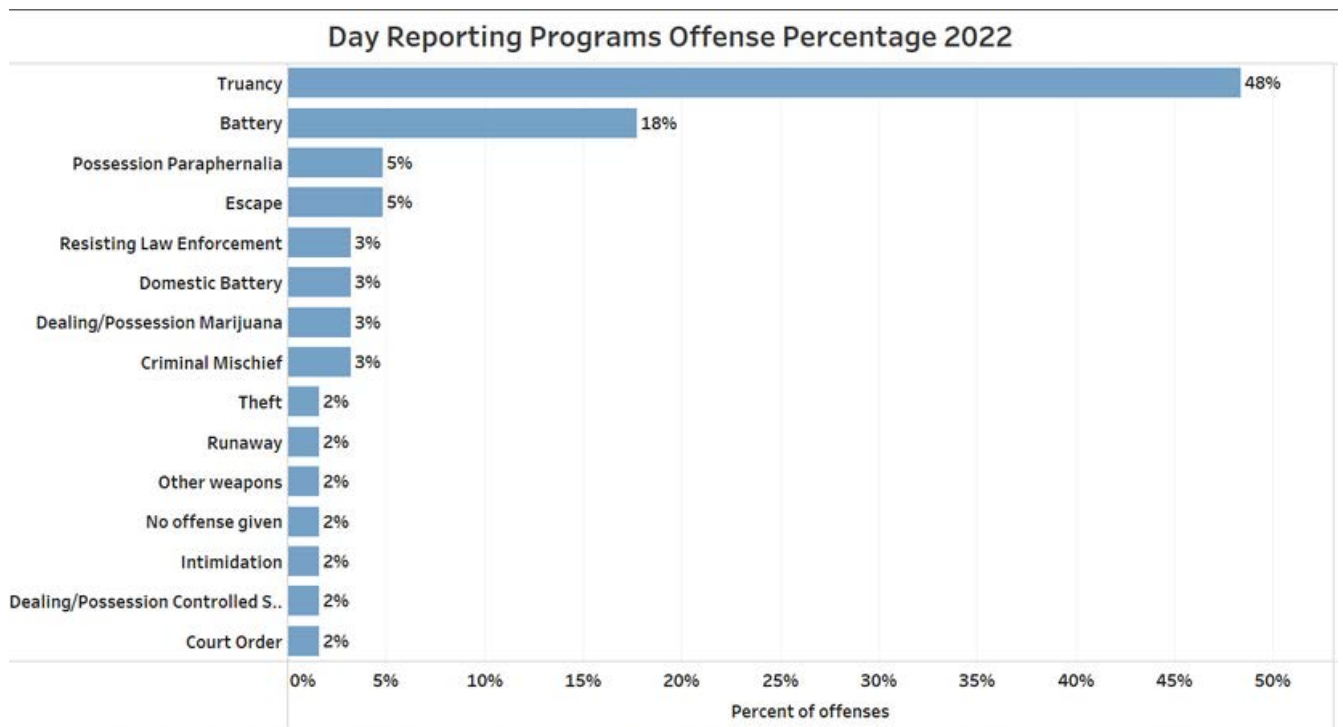
The graph below displays the gender of youth referred to Day Reporting Center:



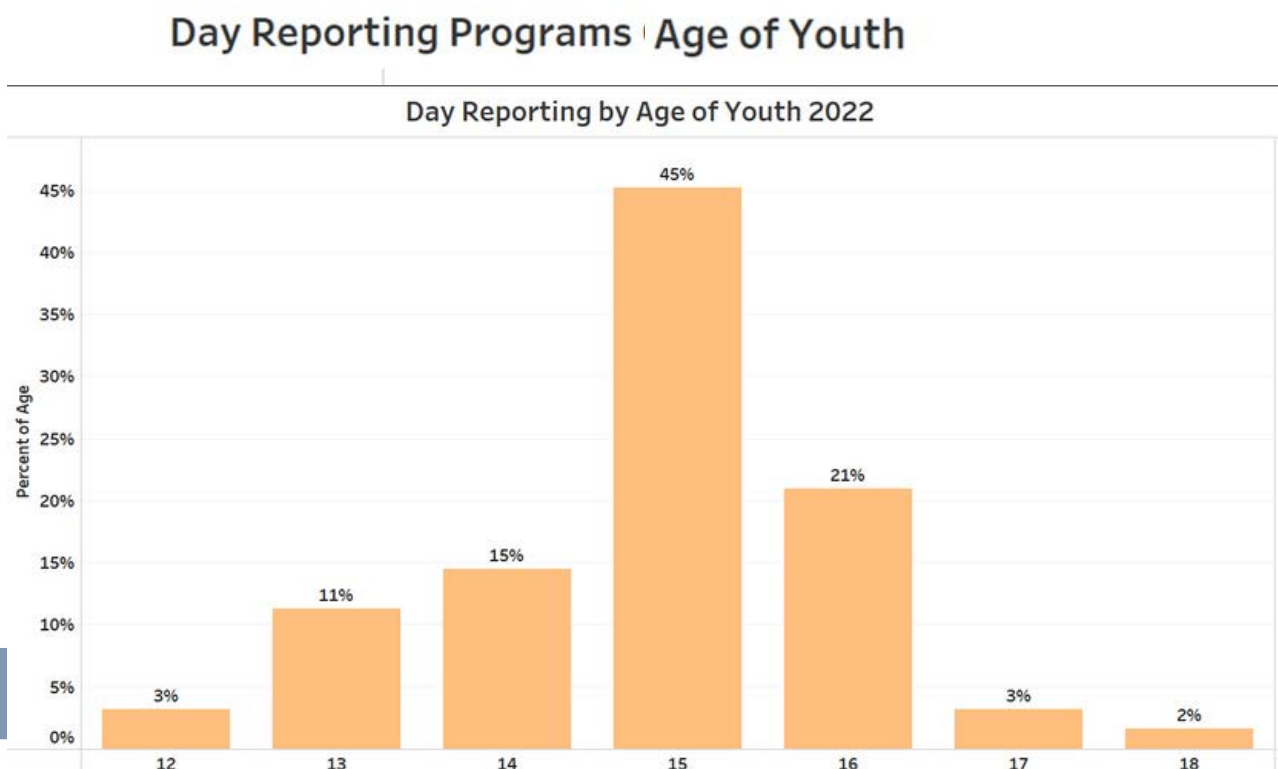
The graph below reflects the percentage of youth referred to Day Reporting Programs by race:



The graph below displays the percentage of youth referred to Day Reporting Programs by offense:



The graph below displays the age youth referred to Day Reporting Center::



## DAY REPORTING CENTER

*Submitted by: Drhea Emberton*

Day Reporting Center (DRC) is an intervention program to support Bartholomew County youth who are in contact with probation and are suspended or expelled from school or youth who are in contact with probation and in need of extra support with e-learning. Youth can also be placed in DRC by intake officers as an Alternative to Detention. Fifty-six (56) youth were referred to DRC in 2022. A licensed educator creates an individualized education plan for each youth participating in DRC. DRC supports the education goals provided by the youth's home school. In absence of this option, DRC provides education via the GradPoint education program or the Essential Education program. DRC staff initiate communication with local schools on behalf of the students served in the classroom. The goal of this communication is to notify school officials of the placement, to confirm the student's suspension or expulsion status, and to identify and support the education goals already established for the youth. Youth in the Day Reporting Classroom also have an opportunity to participate in programming to promote and encourage pro-social behavior, including:

Developmental Assets Botvin LifeSkills Training

Healthy Communities Workshops

Community Services Projects

Healthy Relationship Outreach Education with Turning Point Domestic Violence Services

School Financial Planning

Canine Therapy, Civic Engagement

Social Emotional Learning Opportunities

Health Education with the Youth Services Center Nurse

The Youth Services Center staff also support the non-education needs of the youth served, including food support, clothing, and connection to community resources.

## Day Reporting-Independent Living (DR-IL)

Day Reporting-Independent Living (DR-IL) Program, is the second of the Day Reporting Programs. DRIL is designed for post adjudicated youth that are in need of independent living skills and education support. At the beginning of 2022, two (2) youth participated in the Day Reporting- Independent Living Program.

Throughout 2022, youth in the Day Reporting-Independent Living Program received individualized education planning. Day Reporting-Independent Living staff worked collaboratively with local schools to monitor the youth's behavior while at school, track their attendance, and monitor their grades. While youth reported to Day Reporting-Independent Living, time was spent daily to ensure youth were completing school assignments and effectively studying. During 2022, youth in the Day Reporting-Independent Living Program received life skills training. The cognitive based programming included, but was not limited to: life skills, positive youth development, healthy relationships, resiliency skills, substance abuse prevention; vocational training; and financial literacy.

## Day Reporting-Day Treatment (Day Treatment)

Day Reporting-Day Treatment (Day Treatment) Program, is the final Day Reporting Programs. Day Treatment is designed for post adjudicated youth that are in need of cognitive behavioral education and an increase level of supervision and support. In 2022, Five (5) youth participated in the Program. Throughout 2022, youth in the Day Treatment Program received individualized education planning. Day Treatment staff worked collaboratively with local schools to monitor the youth's behavior while at school, track their attendance, and monitor their grades. While youth reported to Day

Treatment, time was spent daily to ensure youth were completing school assignments and effectively studying. During 2022, youth in the Day Treatment Program received life skills training by participating in a variety of cognitive based programming. The cognitive based programming included, but was not limited to: role plays; substance abuse prevention; vocational training; and financial literacy. Each youth in the Program received training and feedback from Day Treatment staff to build and strengthen family and peer relationships. In 2022, youth and staff began a transition to in-person traditional programming following the COVID-19 pandemic.

Due to COVID-19, community service opportunities continued to be limited in an effort to mitigate the spread. However, the youth were able to complete community service with Columbus Parks and Rec and the Youth Services Center Food Pantry.

## Medical and Counseling Services

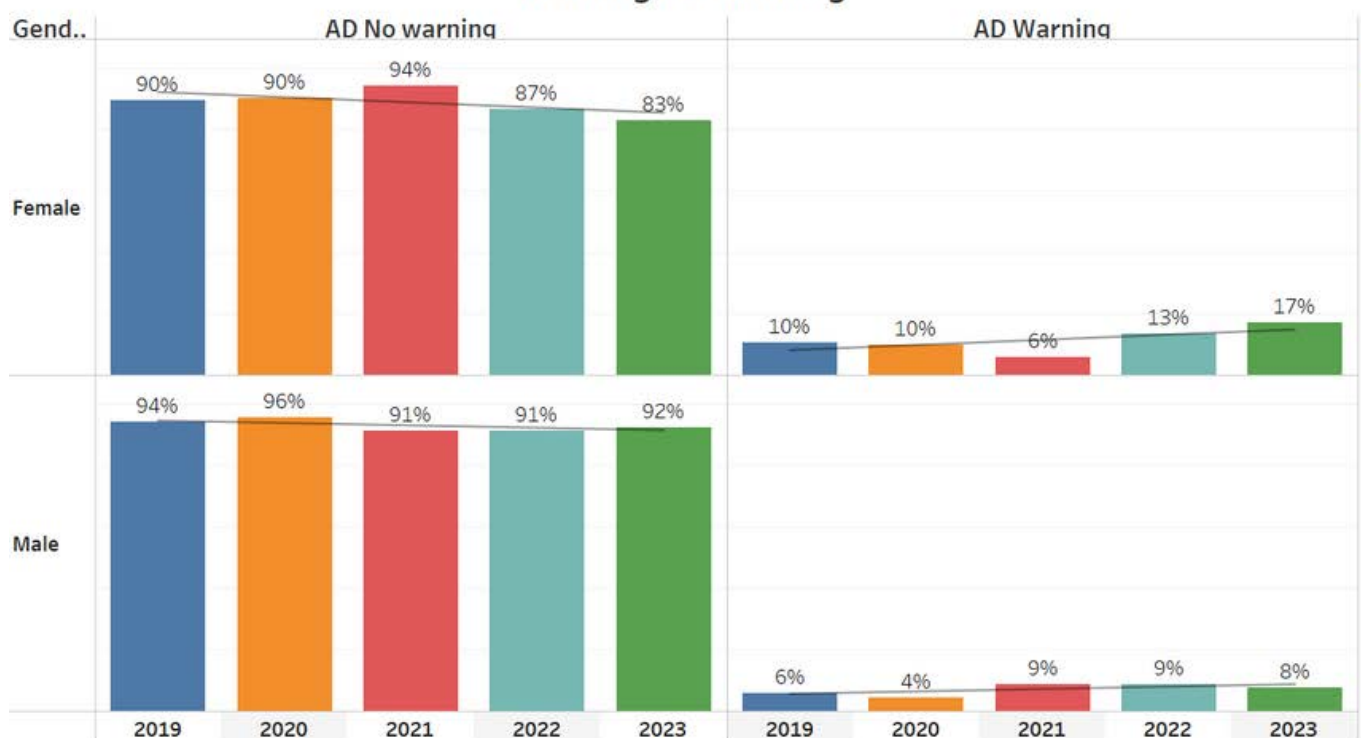
Residents in Shelter and Detention are seen by the Center's nurse within forty-eight hours of admission. The nurse is on call 24/7 for any emergencies or questions that staff may have pertaining to a resident's health.

The residents may also be seen by the Center's Counselor upon admission. A Child and Adolescent Needs and Strengths (CANS) assessment is completed on each shelter youth who remains longer than seven days. Youth may also request to speak to the Counselor throughout their involvement in services at Youth Services Center. The counselor is on call 24/7 for any mental health questions or crises that may occur. If deemed appropriate, a MAYSI-II mental health screening may be utilized by the Intake Officers upon admission to the Center for appropriate youth.

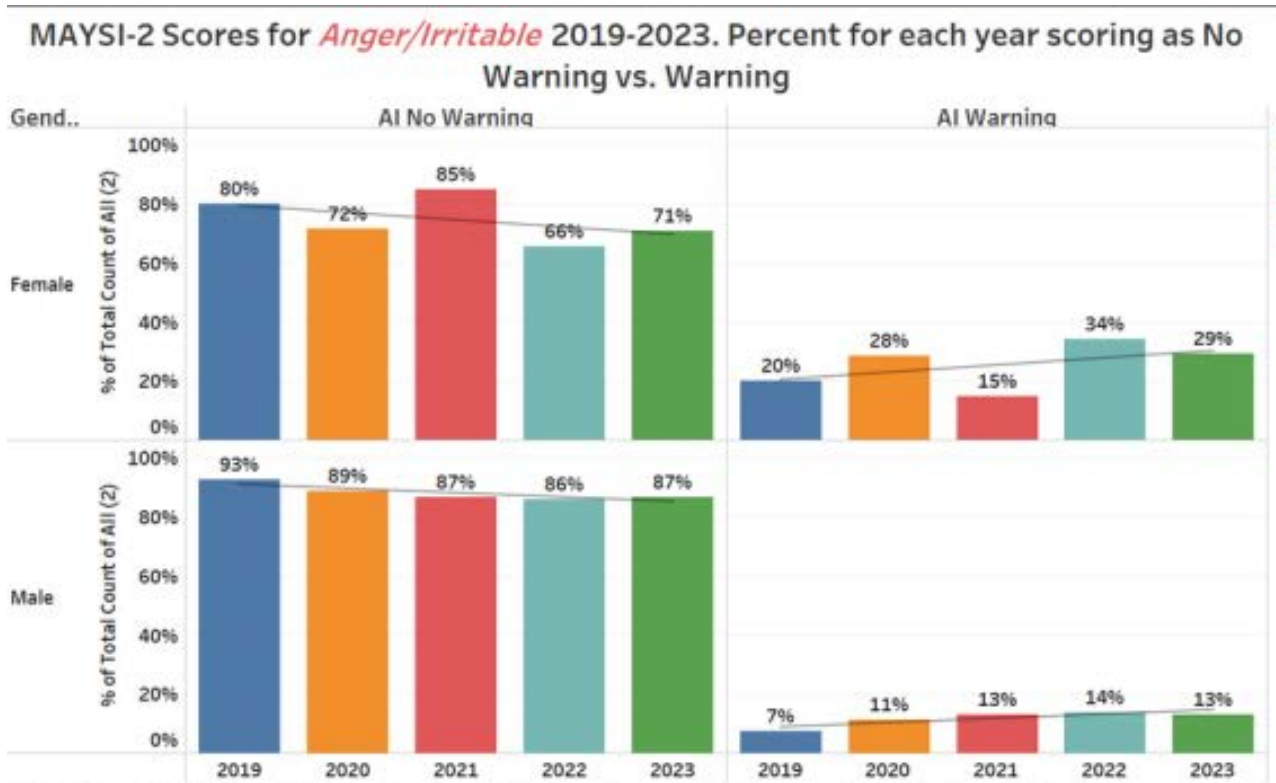
In 2022, 128 MAYSI-II's were completed. Bartholomew County continues to be above the national average in scoring which continues to be a concern for local officials and those in the mental health field.

The following graph reflects comparison data from 2019-2023 regarding trend lines Alcohol/ Drug usage based on gender:

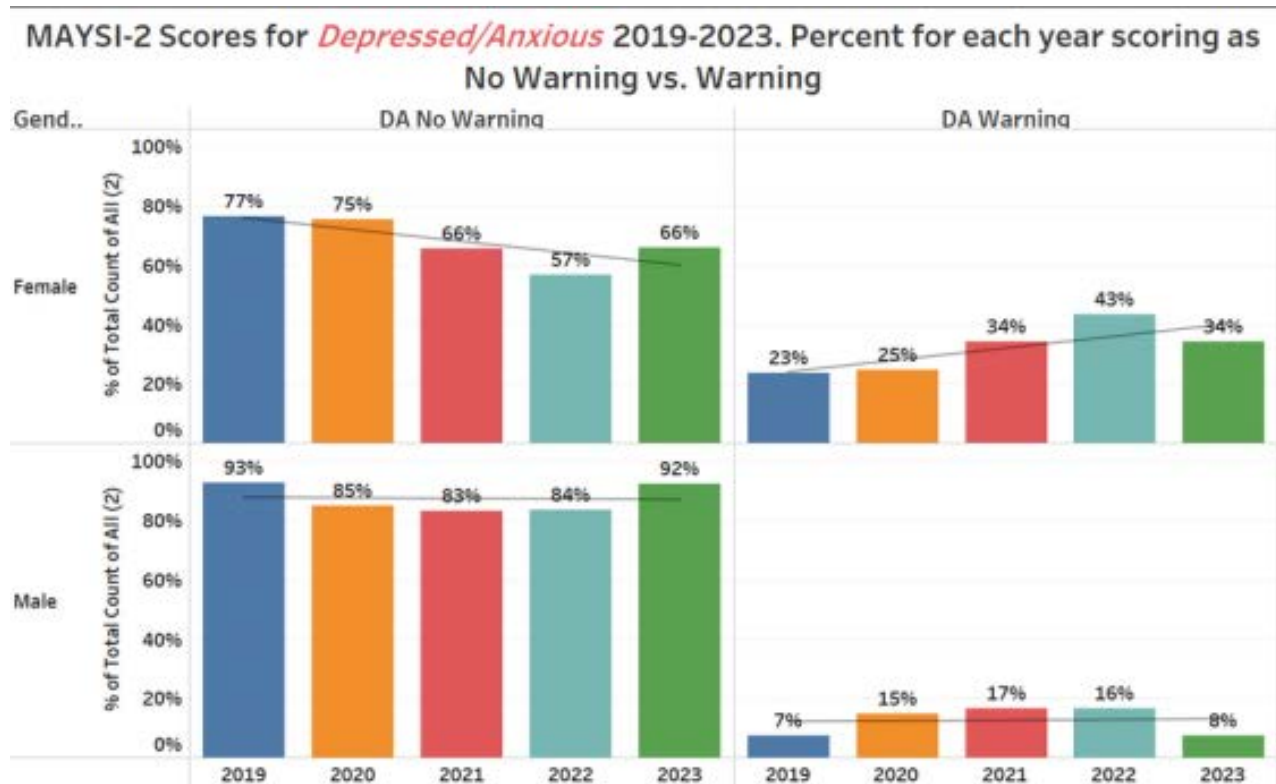
**MAYSI-2 Scores for *Alcohol/Drug* Use 2019-2023. Percent for each year scoring as No Warning vs. Warning**



The following graph reflects comparison data from 2019-2023 regarding trend lines Anger/ Irritable based on gender:

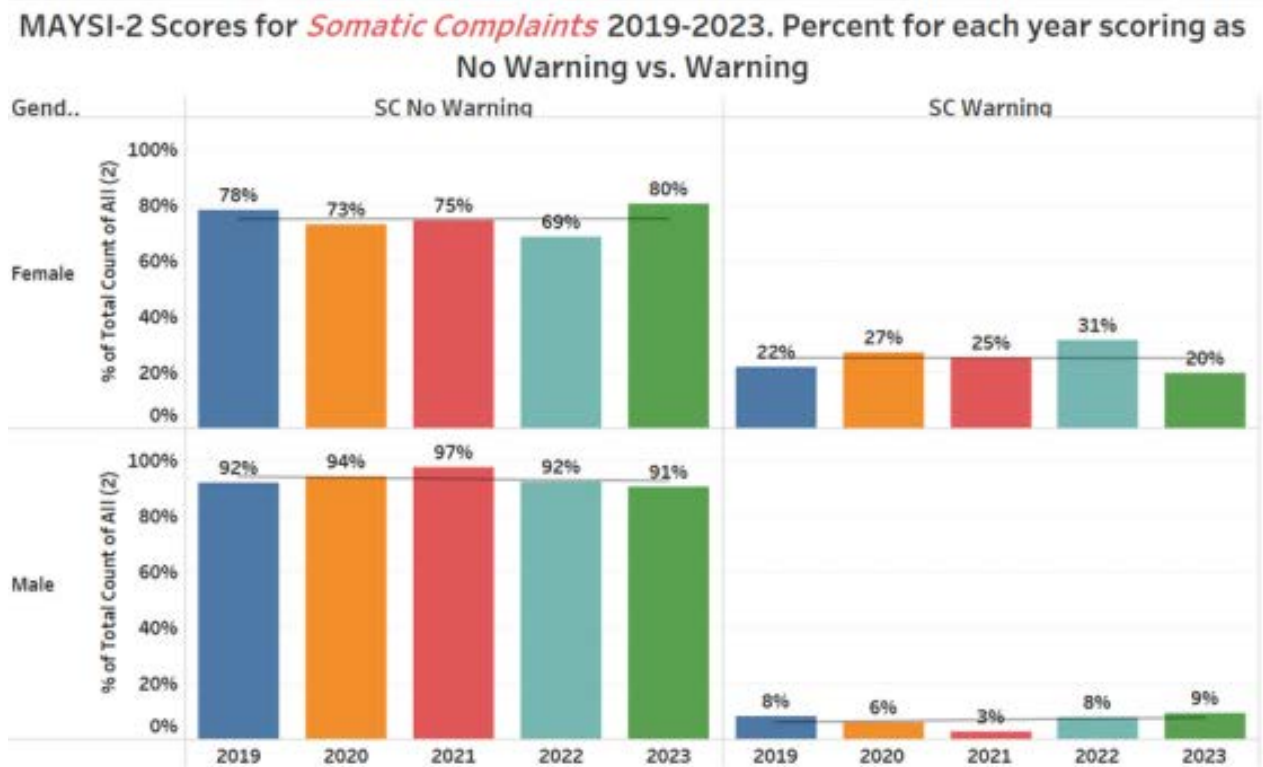


The following graph reflects comparison data from 2019-2023 regarding trend lines Depression/ Anxious based on gender:

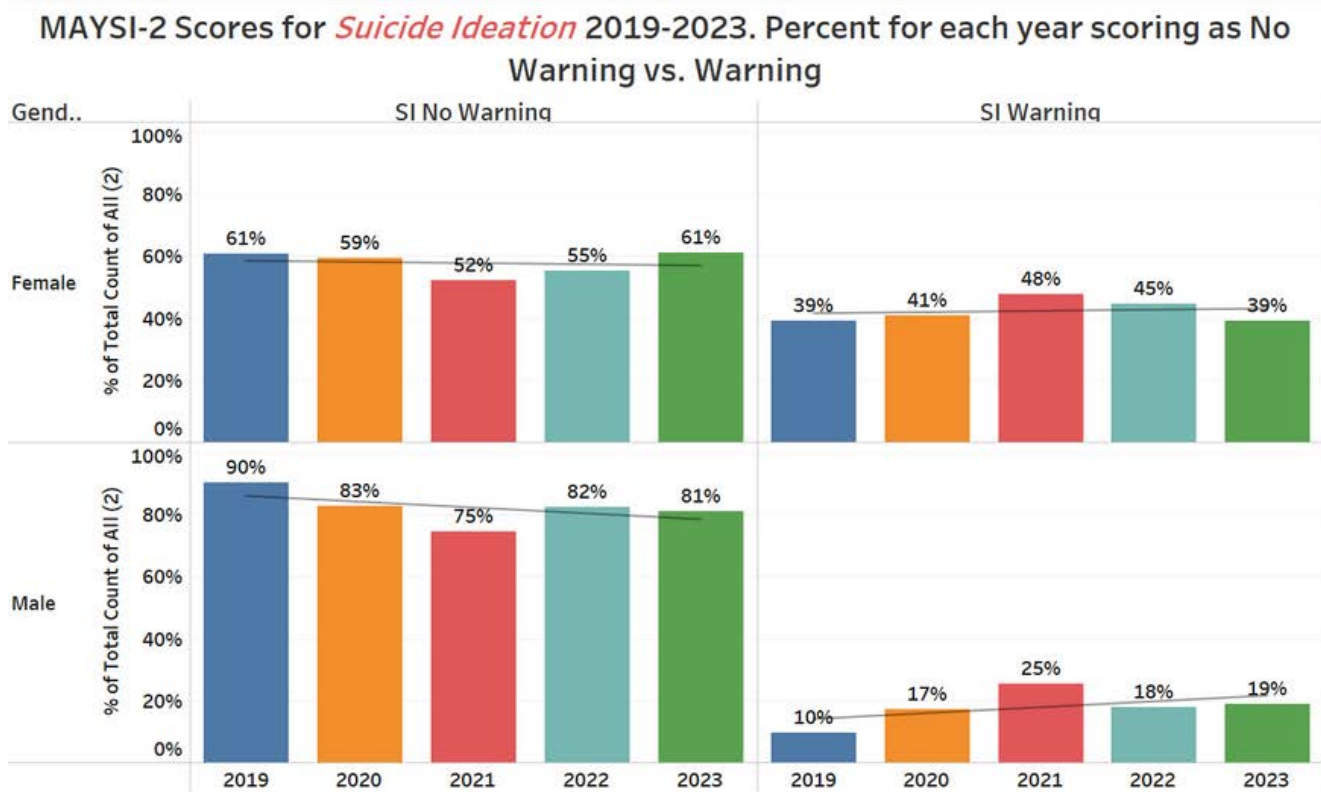




The following graph reflects comparison data from 2019-2023 regarding trend lines Somatic Complaints based on gender:



The following graph reflects comparison data from 2019-2023 regarding trend lines Suicide Ideation based on gender:



## ELECTRONIC MONITORING and HOME SUPERVISION

*Submitted by: Lisa Gray*

This service provides electronic monitoring services to youth referred by the Court. There were fifty-one families served this year by these programs. Youth referred have committed offenses that do not necessarily require secure detention of the youth but warrant an increased level of supervision. These same services may be provided to referred youth that have returned to the community from a Department of Correction Sentence or other residential placements as they get acclimated back into the community. This Program provides supervision along with provision of individual and family support services.

Electronic monitoring services through this program are also provided to the youth in the Day Treatment program, youth who participate in the Community Transition Program and youth who are referred to Home Supervision and Electronic Monitoring as an alternative to detention. Electronic Monitoring services are provided in collaboration with Community Corrections.

On July first, there was a switch over in monitoring agencies. With this switch over, there were two types of monitoring options. One option available was through cell phone monitoring utilizing locations and requiring check ins by youth. The second option was utilizing a bracelet that provides GPS monitoring. Risk levels and charges were taken into account by Probation when deciding what type of monitoring would be provided. A total of 1320 contact were made with the youth and families served by these Programs.

Youth served in this program are eligible to earn incentives as well as sanctions when necessary and a lot of collaboration is done through the Probation Department. Youth served continue to receive positive reinforcements and whether it is written praise through a star card, a certificate recognizing their accomplishment, or a gift card provided by JDAI. There is a lot of effort put into building motivational relationships with the families served and not just reliance on monitoring systems. The youth are consistently recognized for their displays of pro-social behaviors. Ninety-nine incentives were offered this year. Some notable accomplishments for youth this year include: one youth earned their HSE, three youth obtained employment while supervised, and several youth were able to make some improvements with their educational efforts and attendance. Some sanctions offered this year were an increased level of supervision whether it was placement in detention, shelter, or an alternative program such as day reporting as well as loss of free time and community service hours assigned. There were sixteen sanctions issued this year.



Below is a breakdown of services provided in 2022 is separated by quarters. Some referrals carry over through quarters due to sentences served.

|   | 2022 QUARTER COMPARISON |       |     |     |
|---|-------------------------|-------|-----|-----|
|   | 1st                     | 2nd   | 3rd | 4th |
| Total Referrals   | 20                      | 14    | 7   | 9   |
| Families Served   | 17                      | 12    | 11  | 11  |
| Average Daily Count<br>Quarter/Year                               | 7/7                     | 5/6   | 4/5 | 5/5 |
| Electronic Monitoring<br>Referrals                                | 15                      | 13    | 5   | 9   |
| Electronic Monitoring<br>Completions<br>Successful / Unsuccessful | 13 / 6                  | 9 / 4 | 5/0 | 4/2 |
| Home Supervision Referrals  | 5                       | 1     | 2   | 0   |
| Home Supervision<br>Completions<br>Successful / Unsuccessful      | 2 / 1                   | 1/ 2  | 3/0 | 0/0 |
| Total Contacts  | 589                     | 280   | 270 | 181 |
| Miles Traveled  | 1097                    | 780   | 436 | 843 |

#### 2022 Totals

In 2022, there were forty-two youth placed on Electronic Monitoring. Of these youth, thirty-one completed the Program successfully. Eight of the youth were unsuccessful and received further sanctions from the court. There were also eight youth placed on home supervision. Of those youth, six were successful completions of the Program. Three youth were unsuccessful and received further sanctions from the court.

The table below represents five year comparison for youth served on electronic monitoring or home supervisor:

| 5 Year Comparison                               |          |          |          |        |       |
|---|----------|----------|----------|--------|-------|
|   | 2018     | 2019     | 2020     | 2021   | 2022  |
| Electronic Monitoring Referrals                 | 89       | 74       | 79       | 32     | 42    |
| Successful completions of Electronic Monitoring | 61       | 51       | 51       | 23     | 31    |
| Home Supervision Referrals                      | 19       | 30       | 41       | 13     | 8     |
| Successful Completions of Home Supervision      | 10       | 23       | 21       | 14     | 6     |
| Average Daily Count                             | -        | 8        | 10       | 5      | 5     |
| Rewards/Sanctions                               | 306 / 48 | 552 / 85 | 332 / 61 | 230/21 | 99/16 |

## FOOD SERVICE

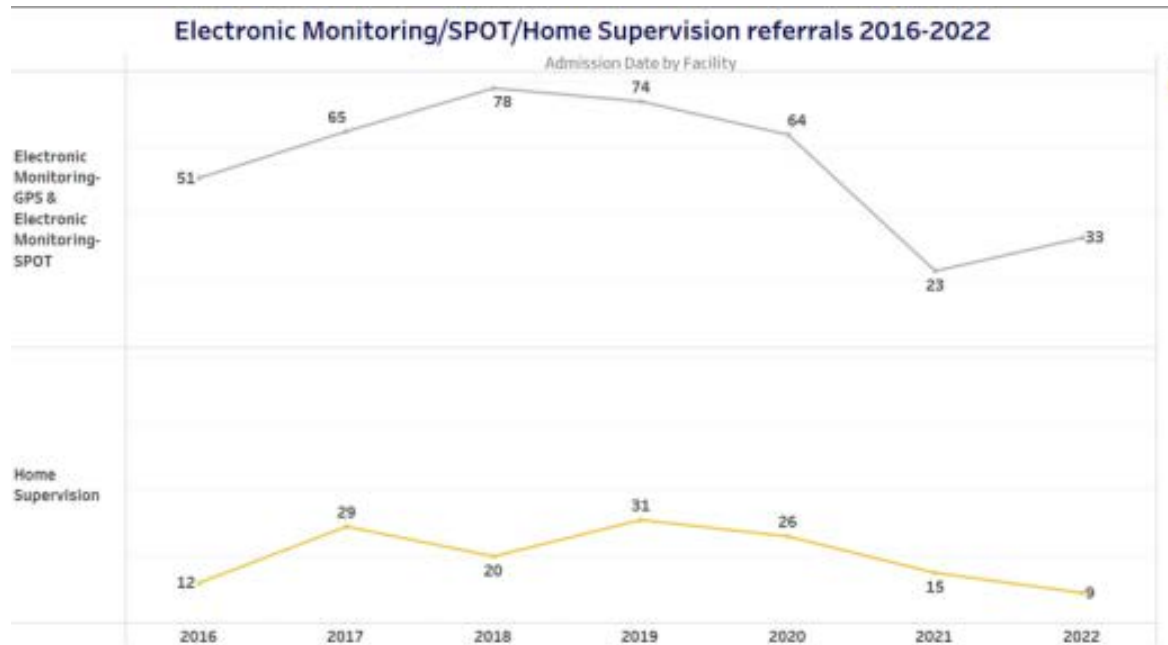
The Food Service Department of the Center, comprised of a Head Cook and a Full-Time Cook, is responsible for three meals and two snacks daily that are nutritionally adequate, palatable, and attractive. The Center's menus and meal plans are required to be approved by the Indiana Department of Health Nutrition Program, reviewed by a dietitian, and the Department of Education. In 2022, the Center's menus and meal plans were re-approved.

The meals that are produced under sanitary conditions at a reasonable cost. Our Head Cook, is experienced in food service management and supervises the food service operations. The Center Food Service Department prepared a total of 8,530 meals. For 2022, the Center's Food Service Department had to overcome supply chain issues. The Department of Education reimbursed the county for breakfast and lunch meals through the National School Lunch Program.

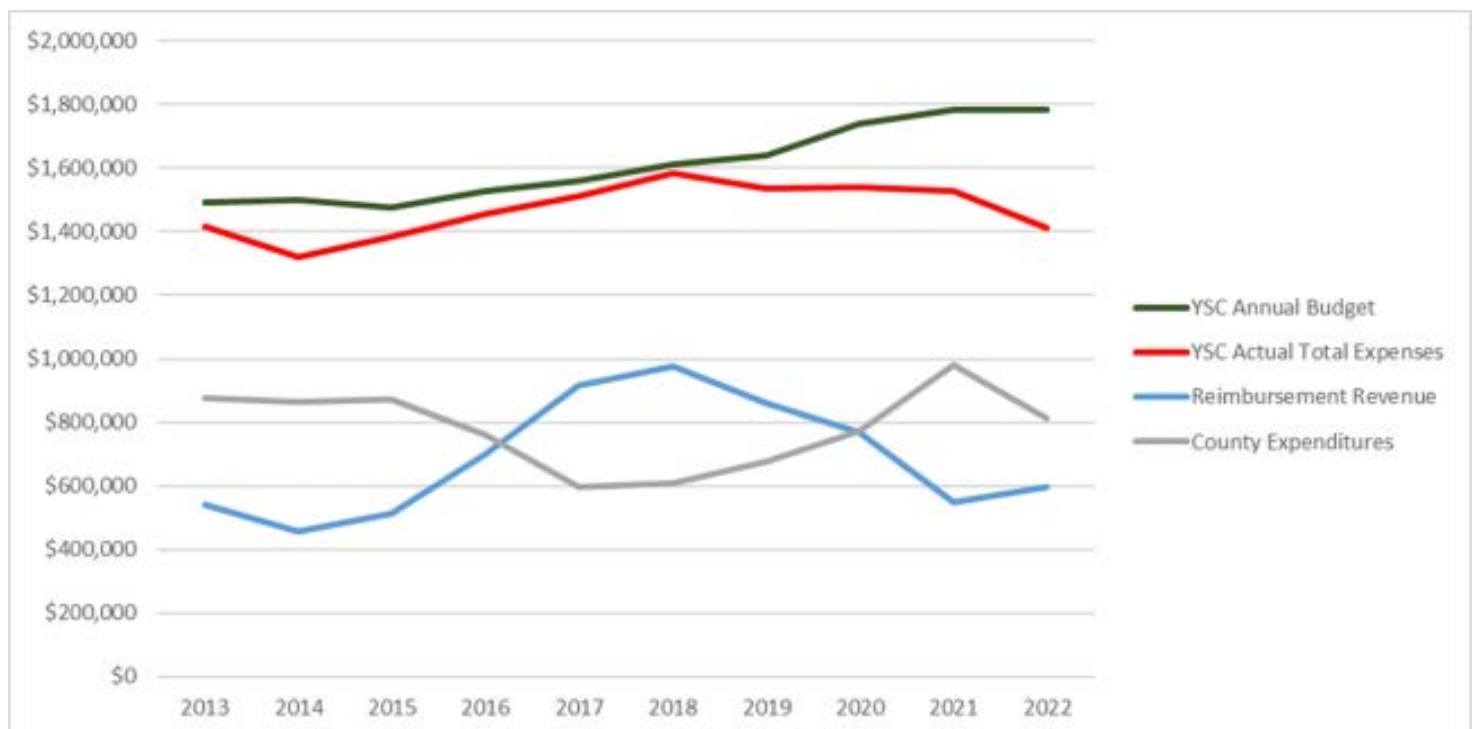
Reimbursement table below:

|                                 | National School Lunch Program Reimbursement |
|---------------------------------|---|
| Meals Served                    | 8,530                                       |
| Total money spend of food       | \$54,678.63                                 |
| Re-imbursment recieved          | \$14,352.60                                 |
| Cost per meal                   | \$6.41                                      |
| Reimbursement received per meal | .45   |

The following graph reflects comparison of YSC referrals by Program from 2012-2022



The following graph reflects the reimbursement revenue, county expenditures, annual budget amount, and the total expenses. In 2022, the county expenditures were the same as the reimbursement revenue.





In closing


We are pleased to have been able to celebrate 30 years of ongoing service to Bartholomew County. Throughout 2022, we continued to implement evidence-based programs, returned to providing cognitive based classes in person and increase our capacity in programming from COVID-19 mitigation procedure. The Center successfully passed all audits throughout the year even with the new faces in leadership and changes in team members.

Our commitment to our mission of serving youth and families with a high level of quality of care while remaining focused on reducing recidivism has been at the forefront of work. We look forward to continuing to provide services to the families we serve and the community as a whole in a collaborative manner.

The Center was able to remain fiscally responsible and returned approximately \$383,731.12 or 21.5% of the appropriated budget to county general funds. The Center also received \$596,610.42 in reimbursements, which is a 9% increase when compared to 2021.

The Center goals for 2023 is to continue with staff development, retain existing personnel, continue to provide evidence-based based practices and implement article eight standards for DOC.

Respectfully,  
Mariah Lucas-Georges  
Director of Youth Services





## In Appreciation

The mission of the Bartholomew County Youth Services Center is, in no small part, supported by different organizations within the community. Their cooperation and friendship over the years have greatly assisted the Center in providing its residents with the services they need. While it would be difficult to list all those organizations that have supported the Center over the years, below is a partial list:

Bartholomew County Board of Commissioners  
Bartholomew Consolidated School Corporation  
Bartholomew County Council  
Bartholomew County Circuit Court  
Bartholomew County Extension Office (4-H)  
Bartholomew County Sheriff's Department  
Bartholomew County Department of Child Services  
Bartholomew County Maintenance Department  
Bartholomew County Health Department  
Bartholomew County Library  
Bartholomew County Solid Waste  
Beloved  
Columbus Parks & Recreation  
Columbus Police Department  
Columbus Regional Hospital  
Communities that Care  
Court Services- Probation and Community Corrections Staff  
Family Services Inc.  
Foundation for Youth  
Human Services, Inc.  
Indiana Department of Child Services  
Indiana Department of Correction  
Indiana Youth Law Team  
Love Chapel  
Love on a Leash  
Salvation Army  
Thrive Alliance  
Turning Point  
United Way

