



ANNUAL REPORT

Written
By

Mariah Lucas-Georges
Director

The Honorable
Judge Kelly Benjamin

Submitted
Date

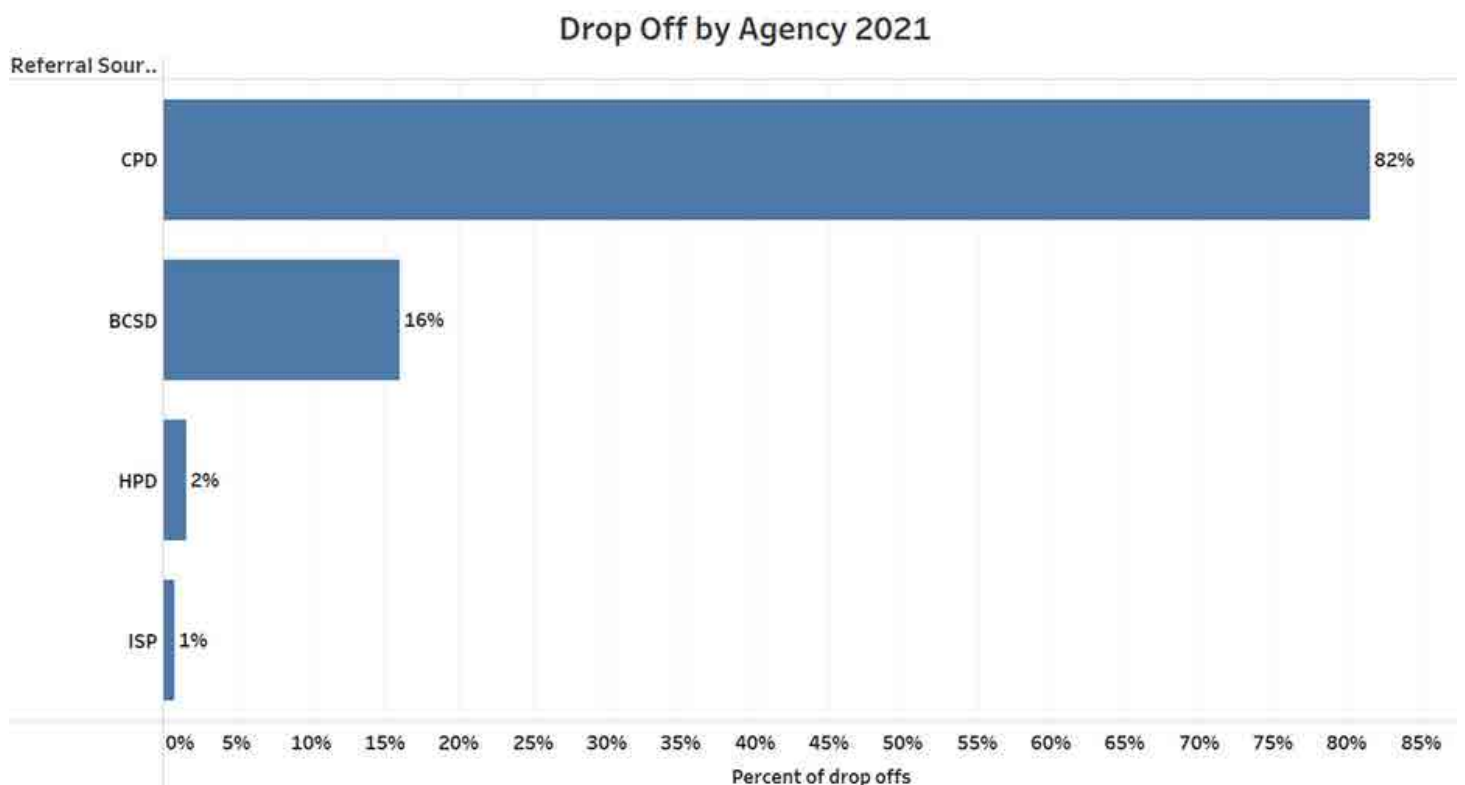
19 September 2022

Bradford Barnes
Director of Court Services

Drop Off Program

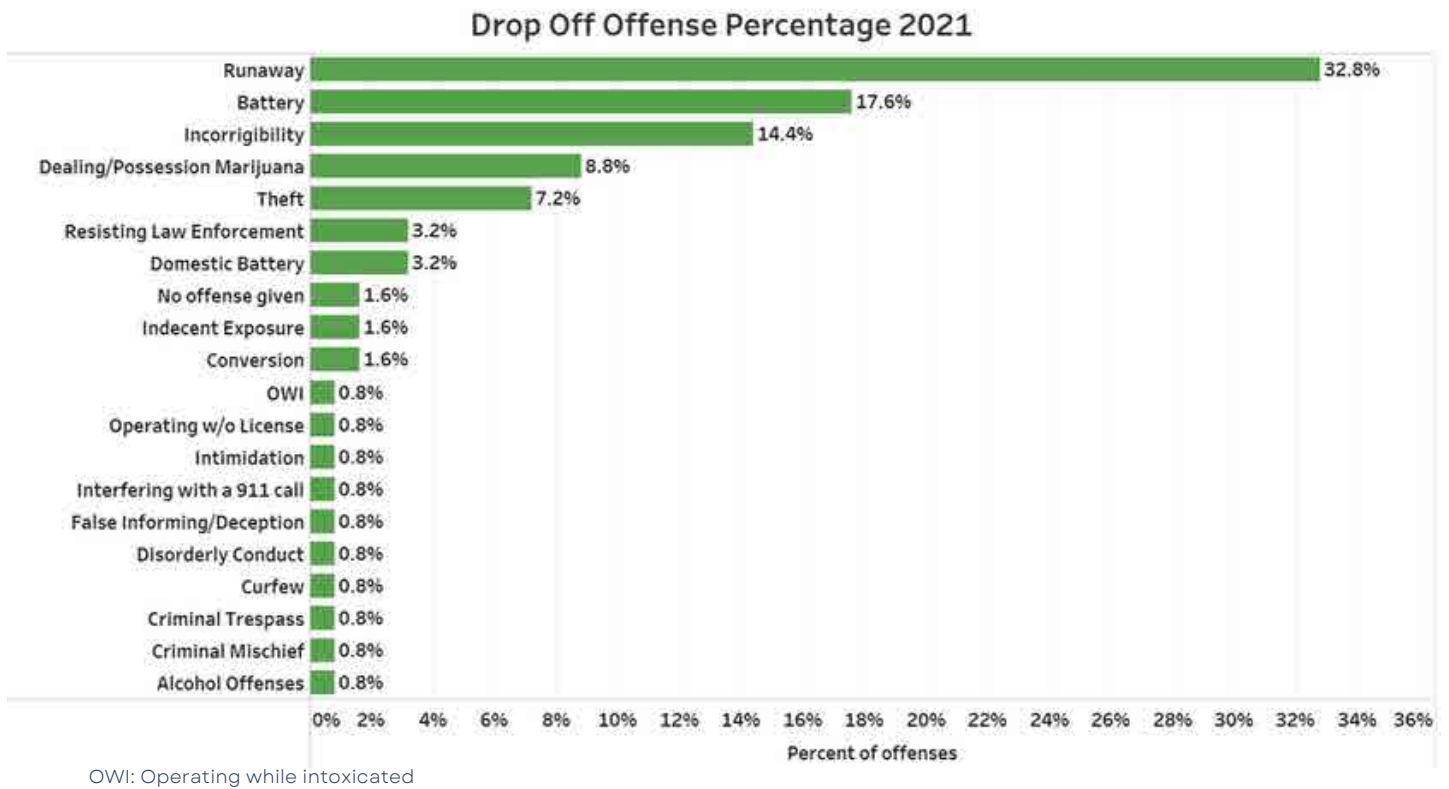
By local policy, the Center will accept any youth taken into custody by a law enforcement officer within Bartholomew County. Intake Officers are available 24 hours a day. The Intake Officers interview parents and other interested parties to determine if the youth should be placed in detention, shelter or another alternative to detention, or be released to a parent or guardian. Intake staff have available to them assessment tools such as the Indiana Youth Assessment Instrument (IYAS), the Detention Risk Assessment Instrument (DRAI), and the MAYSI-II mental health screening, to assist in making a detain or release decision. In 2021, these officers completed 171 Detention Risk Assessments Instruments, and 396 MAYSI-II mental health screenings. The Drop Off Program is designed to allow law enforcement officers to return to patrol immediately.

In 2021, the following law enforcement agencies referred youth to the Center that were released after an Intake Officer completed their initial assessments:



CPD: Columbus Police Department
BCSD: Bartholomew County Sheriff Department
HPD: Hope Police Department
ISP: Indiana State Police

There were 125 Drop Offs in 2021. The various reasons for these referrals and the demographics of those referrals are as follows:

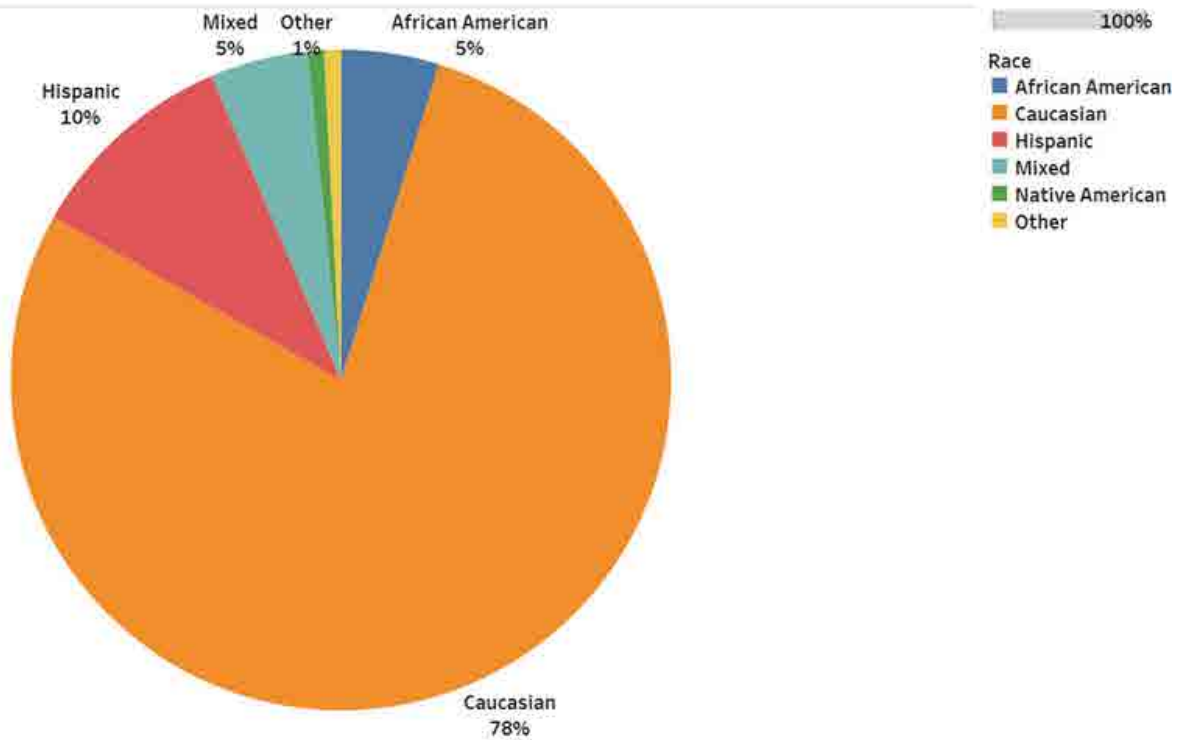


The gender of the youth considered Drop-Offs in 2021 were:



The breakdown of race of Drop Offs in 2021 was:

Drop off by Race/Ethnicity 2021



2021

Detention

Detention is a secure placement designed for youth awaiting the court process, who are considered to be a danger to public safety, likely to re-offend, or flee before their court appearance. Youth may also be sentenced to serve time in secure detention for up to ninety days if they are under the age of seventeen and for 120 days if they are seventeen years of age or older.

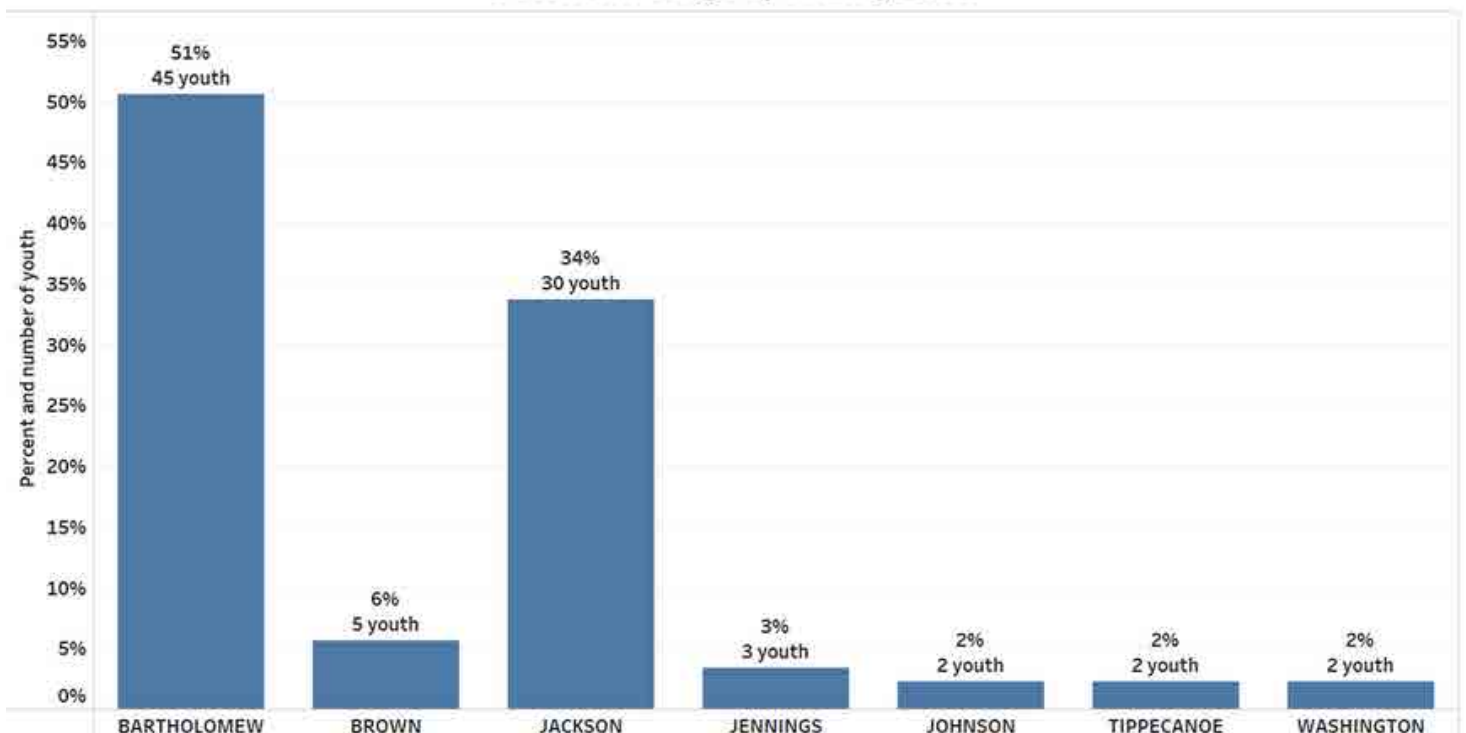
Detention is designed to hold youth between the ages of ten and twenty-one. Detention programming focuses on teaching young people about choices and consequences. Youth placed in secure Detention receive six hours of daily educational instruction at the Center year round, five days per week.

In Indiana, the Department of Corrections has the responsibility of providing standards for compliance for secure detention. In 2021 the Center received a score of 100% on the mandatory standards. In 2021, the Center provided services to eighty-nine youth in detention; the following graphs and tables depict the demographics of those youth.

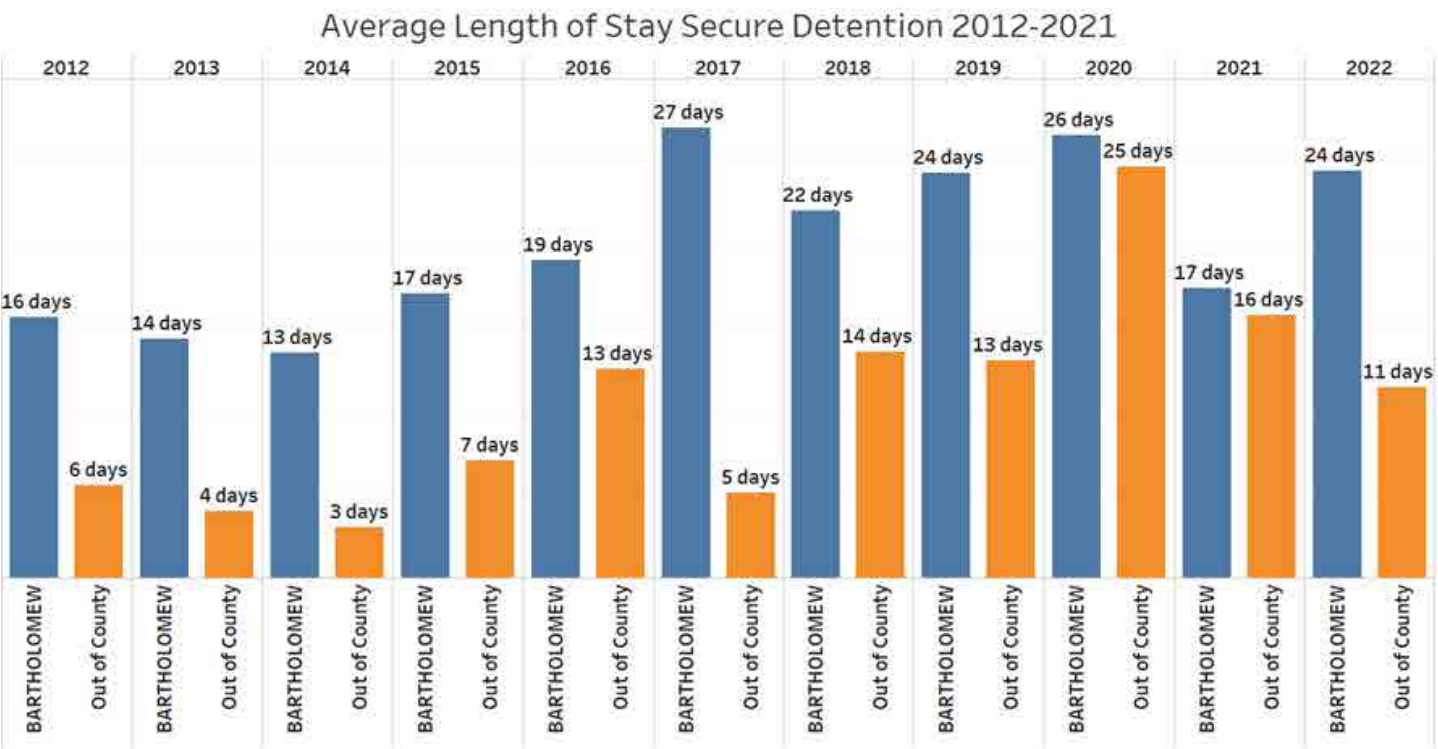
The Youth Services Center receives its referrals to Detention from the Bartholomew County Circuit Court, local law enforcement agencies and courts in surrounding counties.

Counties that were served by YSC in 2021:

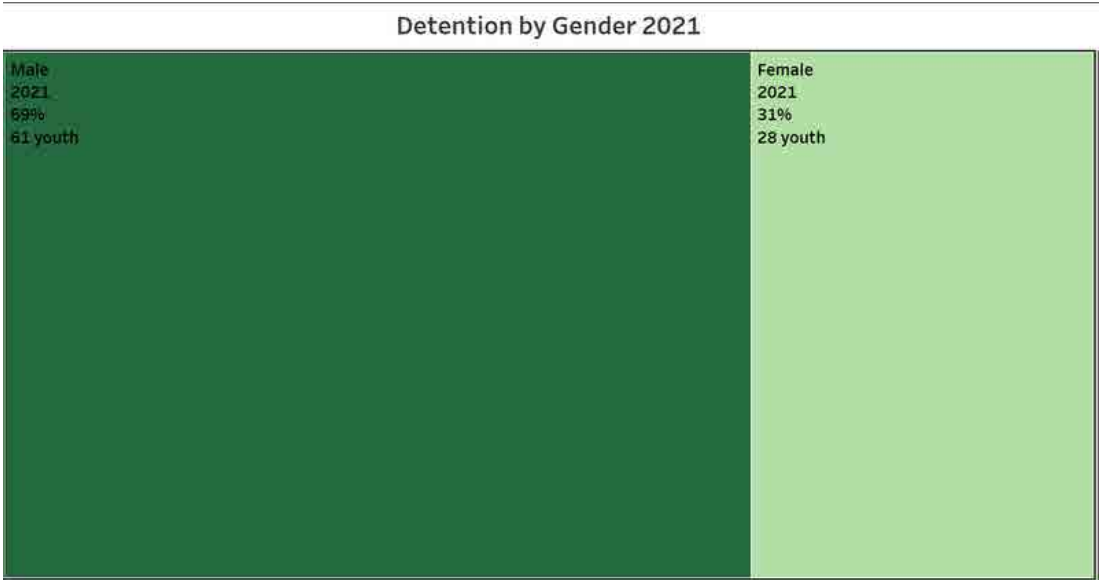
Detention Usage by County 2021



The table below represents a ten-year comparison for average length of stay for Bartholomew County youth compared to out of county youth:

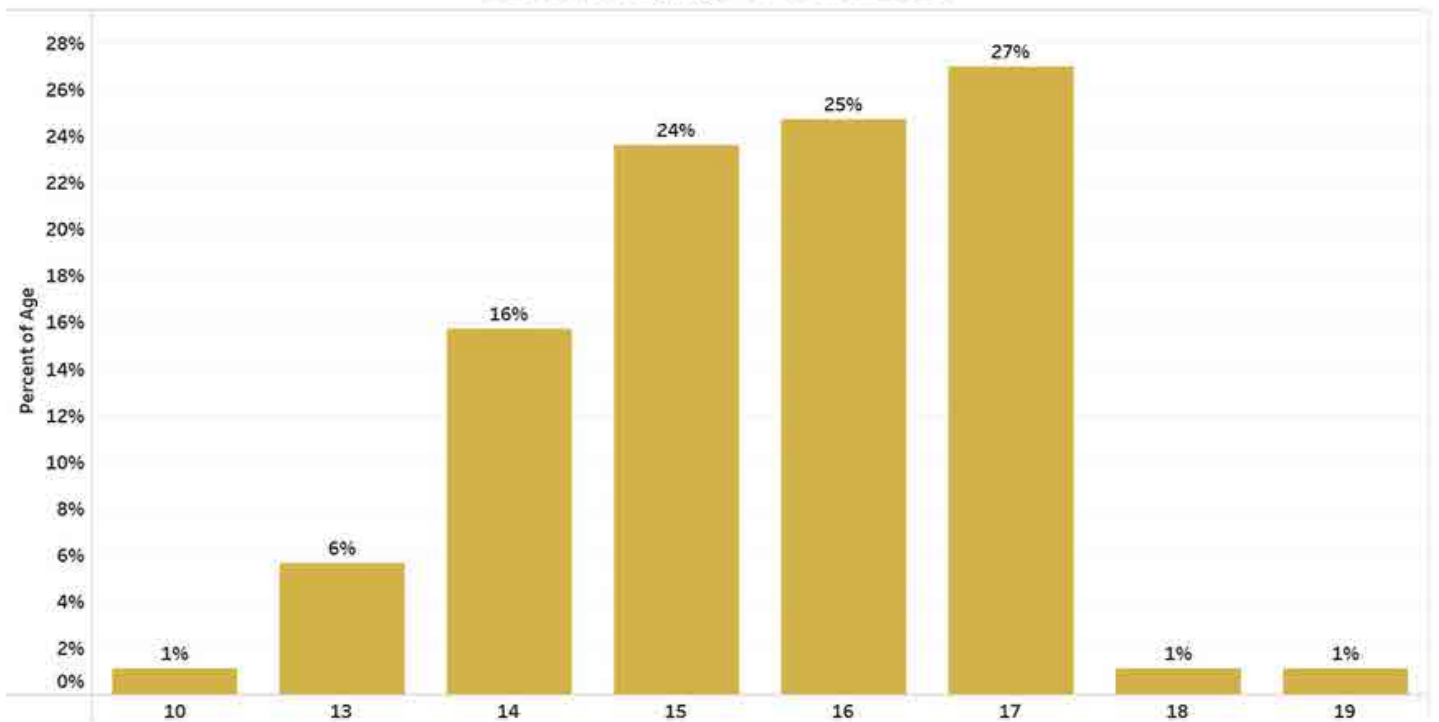


The graph below reflects the percentage of male and female residents placed in Detention in 2021.



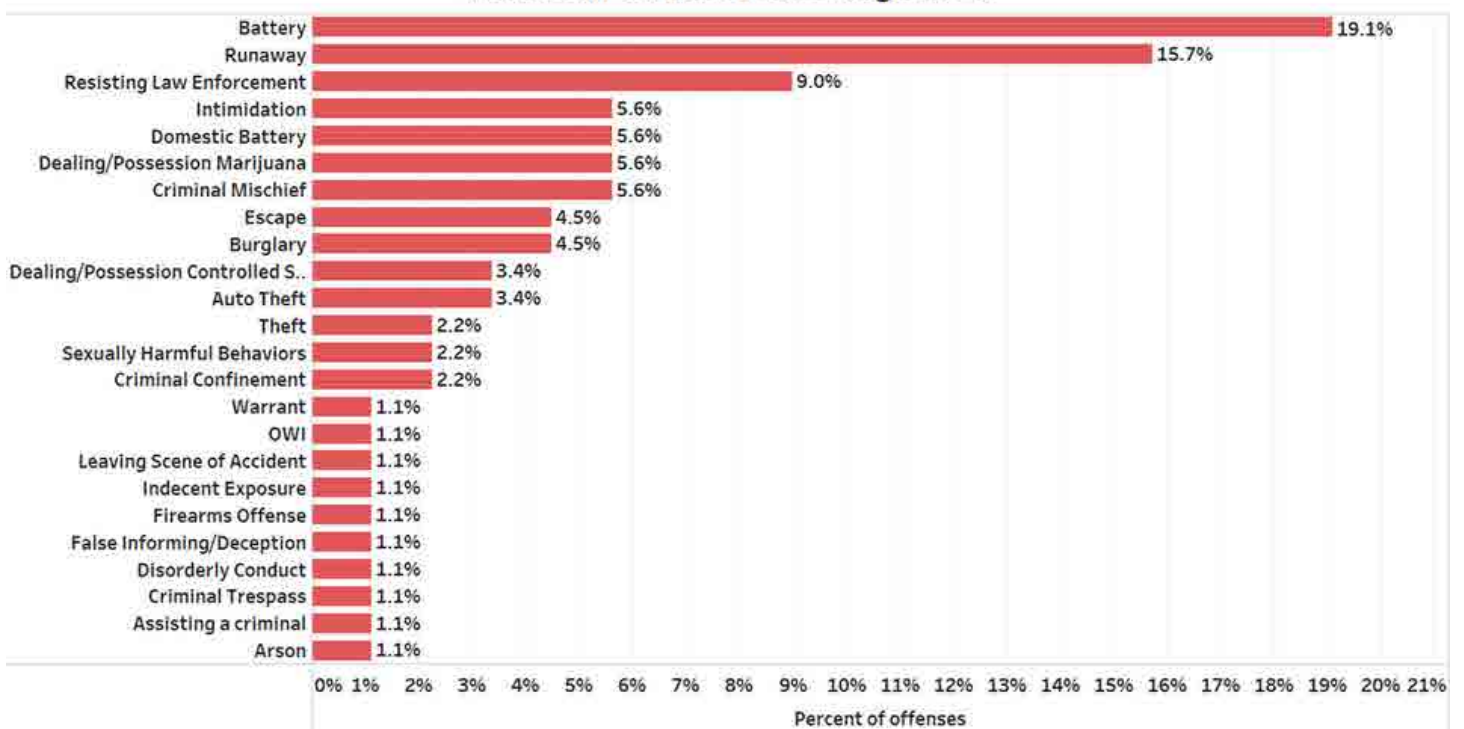
The age of a youth often has an impact on the way the Center’s services are provided. The graph on the following page reflects the age of the youth who received services in Detention in 2021.

Detention by Age of Youth 2021



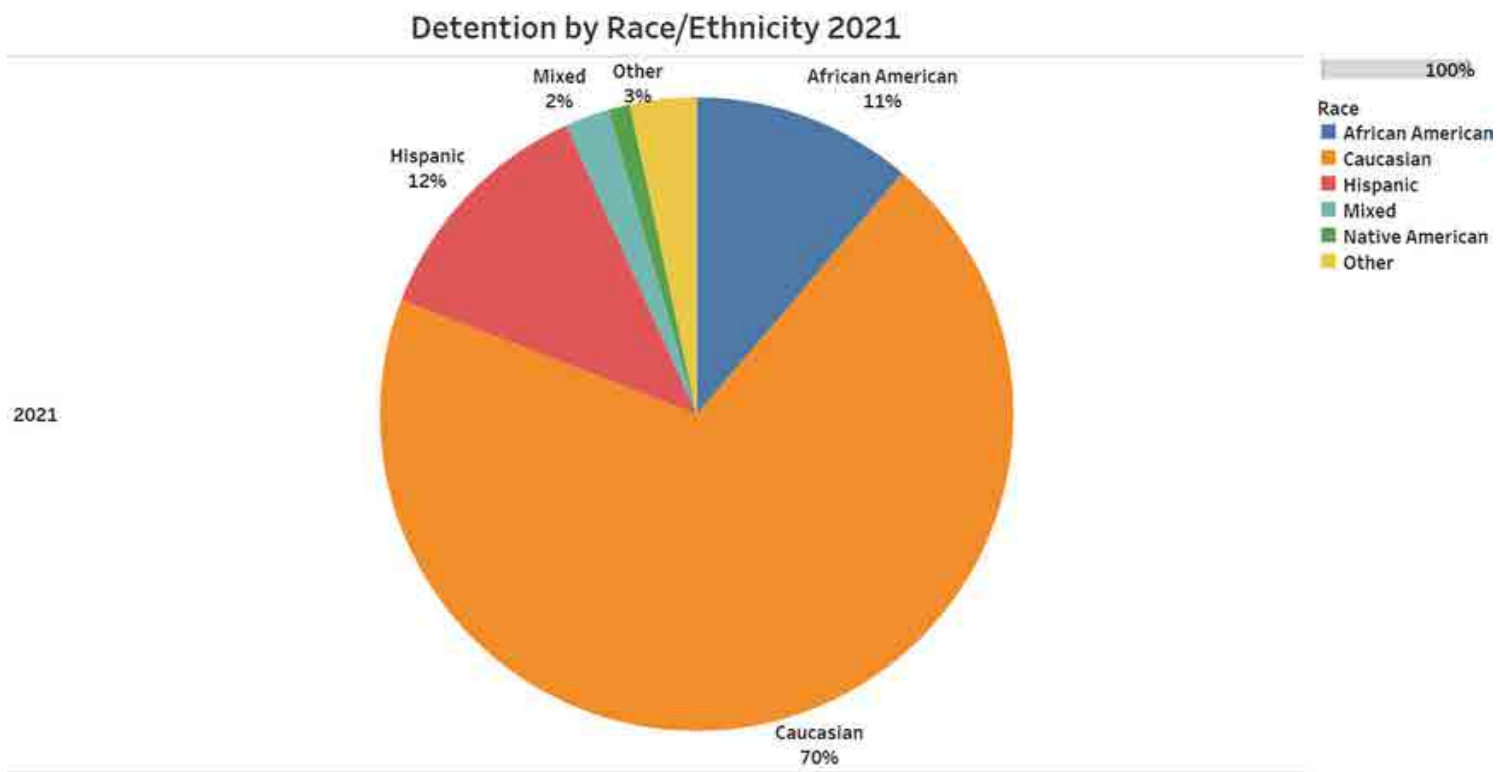
The graph below reflects the most serious offenses for which youth were referred to secure detention in 2021. Many youth are referred for multiple allegations of criminal conduct. As seen by the list of offenses below, youth detained at the Center are detained for involvement in a large range of criminal conduct:

Detention Offense Percentage 2021



OWI: Operating while intoxicated

The disproportionate number of youth of color, particularly in secure detention, continues to be a significant concern in this country, receiving attention at the local, state and national levels. The pie graph below contains information regarding the percentage of populations by for the year of 2021.

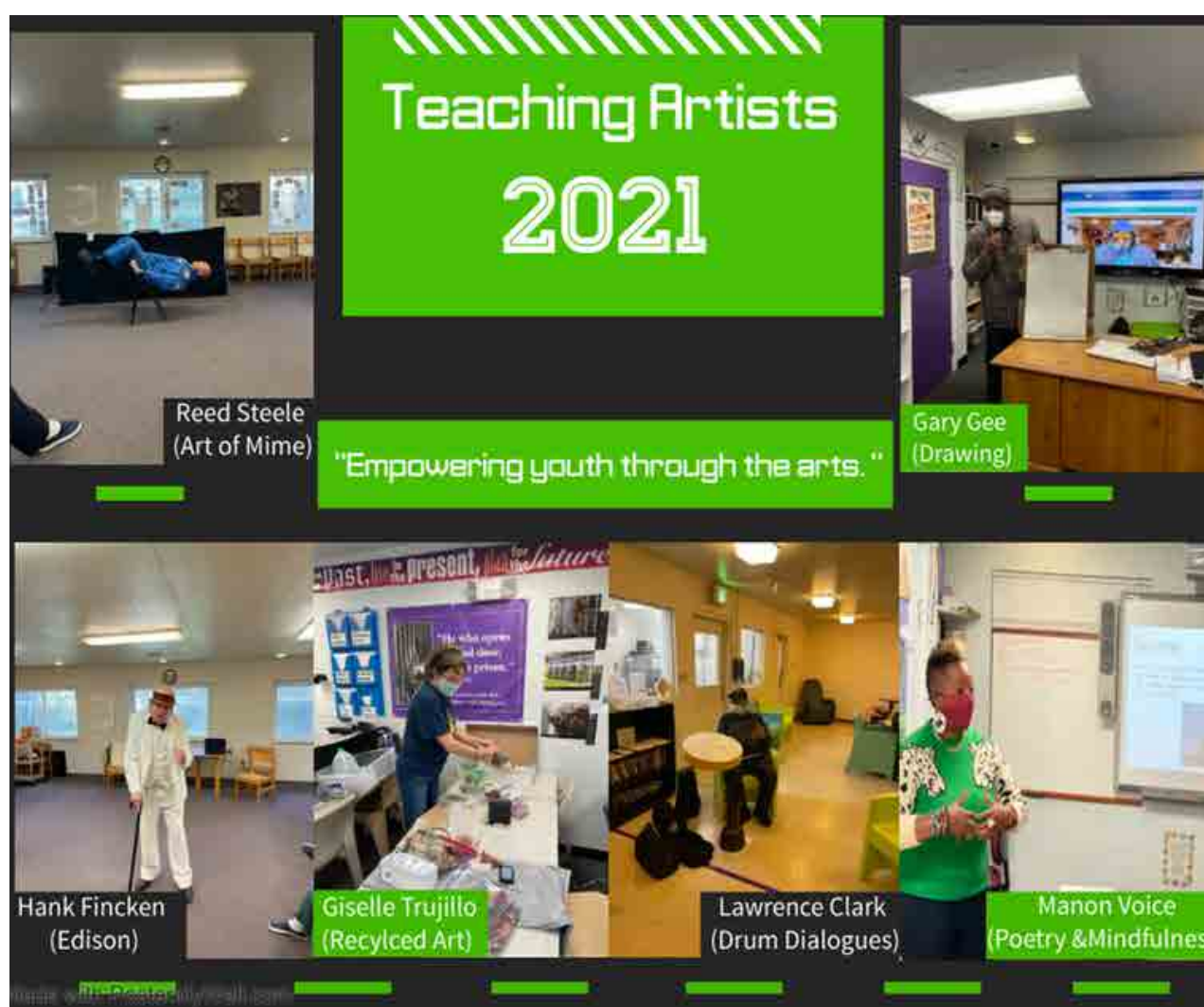


The table below represents the average daily census for Detention youth served at the Center for the past five years:

Average Daily Population: 5 year Comparison					
Placed	2017	2018	2019	2020	2021
Detention	6	8	8	6	11

The Center strives to determine what changes can be made or added to its current programming to increase the number of youth who do not return to the Center, and more importantly, who do not continue to commit crimes in the community as either juveniles or adults.

While in secure detention, youth participate in program including but not limited to: educational programming with a licensed educator, life skills activities, health relationship and boundaries, health and wellness, physical education, social and emotional learning, trauma informed yoga, and civil engagement.



Detention Education Program 2021

HIGHLIGHTS:

- DETENTION STUDENTS PARTICIPATED IN THE ANNUAL "UNBOUND" READING CHALLENGE AND FINISHED FIRST IN THEIR DIVISION OF OVER 15 OTHER FACILITIES THROUGHOUT THE COUNTRY. STUDENTS ALSO WON PRIZES FOR CONTEST SUBMISSIONS THROUGHOUT THE CHALLENGE!
- A DETENTION STUDENT SUBMISSION WON THE ART CONTEST HELD AT THE ANNUAL IJDA CONFERENCE IN FT. WAYNE AND EARNED A NEW FLAT SCREEN T.V. TO BE USED IN DETENTION.
- 2 STUDENTS TOOK THE TASC TEST AND EARNED THEIR HSE WHILE IN DETENTION.
- 2 STUDENTS EARNED THEIR HSE IMMEDIATELY AFTER RELEASE FROM DETENTION.
- IMPLEMENTATION OF THE ESSENTIAL EDUCATION PROGRAM FOR HSE PRACTICE AND CAREER EDUCATION.
- UPGRADED INTERACTIVE BOARD SYSTEMS IN BOTH CLASSROOMS.
- STUDENTS WORKED TOGETHER & WITH STAFF TO COMPLETE A MURAL FOR THE "SPARK SPIRIT" COMMUNITY OUTREACH EVENT.



Submitted by Shawn Charlton, Detention Educator

Prison Rape Elimination Act

The Bartholomew County Youth Services Center has implemented the Prison Rape Elimination Act. We pride ourselves on ensuring that youth and staff are free from sexual harassment, sexual misconduct, and sexual assault. The Center has completed the Survey of Sexual Victimization for 2018, 2019, 2020, and 2021. For all three years, there have been zero (0) reports of sexual abuse, zero (0) reports sexual harassment, and zero (0) nonconsensual sexual acts. All youth placed in secure Detention are provided education on their rights as it relates to PREA. Youth also continue to receive regular education conducted by the PREA Coordinator.

Why is PREA implementation important at the facility?

Youth at the facility are at a higher risk of sexual assault and harassment because they may have had previous experiences that make them vulnerable to this issue. We do not want to see more harm done to our youth. Also, we want to see the youth we serve grow and learn while they are in our care. We also believe that it is essential for all youth to have their basic need of safety met to be able to reach their full potential.

What was the biggest benefit of PREA implementation?

The biggest benefit is giving our youth a voice and providing them with transferable education regarding sexual abuse, sexual harassment and sexual assault that goes beyond the walls of the Youth Services Center. We pride ourselves on knowing that we implemented standards that are required and turned it into positive experience for the community and our youth by allowing them to have open and honest discussions. Our implementation of PREA has displayed to our youth that we value them and their safety. This information will hopefully empower our youth by providing them with information.






Community Transition Program

In accordance with Indiana Code 31-37-19-21, all youth that are sentenced to secure Detention for thirty days or more, are provided with the opportunity to participate in the Transition Program. The goal of the Transition Program is to assist a youth in successfully transitioning from a secure setting to home by providing support and supervision.

We recognize that by serving a significant time in secure Detention a youth experiences loss of connection with family, community, school, and other protective factors. Rather than releasing the youth to their home without the benefit of resources and support, the Bartholomew County Youth Services Center offers transition services to these youth. These services include the support and supervision of the After Care Liaison in the home at least three days a week, a mentor, and the Center's Education Liaison. The Educational Liaison assists the youth in navigating the educational system to further their education by returning to traditional education or developing and implementing a plan for alternative education. Youth are also expected and assisted in gaining employment. The youth are also assisted by the Center's Counselor in navigating the mental health system in the event that the youth is in need of mental health services. The youth's parents, as well as the youth's Probation Officer, are also involved in the youth's Transition Program.

In 2021, there were five youth eligible for the Transition Program. There were zero youth that elected to participate in the Community Transitions Program in 2021.



Shelter

Shelter is a non-secure, temporary, emergency placement designed to serve status offenders, abused and/or neglected youth, children of families in crisis, and children and youth awaiting out-of-home placement. Shelter residents attend or receive their school work from their home school. They remain active in community-based activities to the greatest extent possible. Shelter staff also provides the youth with social and life skill lessons, such as budgeting and money management, daily living, proper hygiene and nutrition, and pre-employment skills, such as resume building and interview techniques.

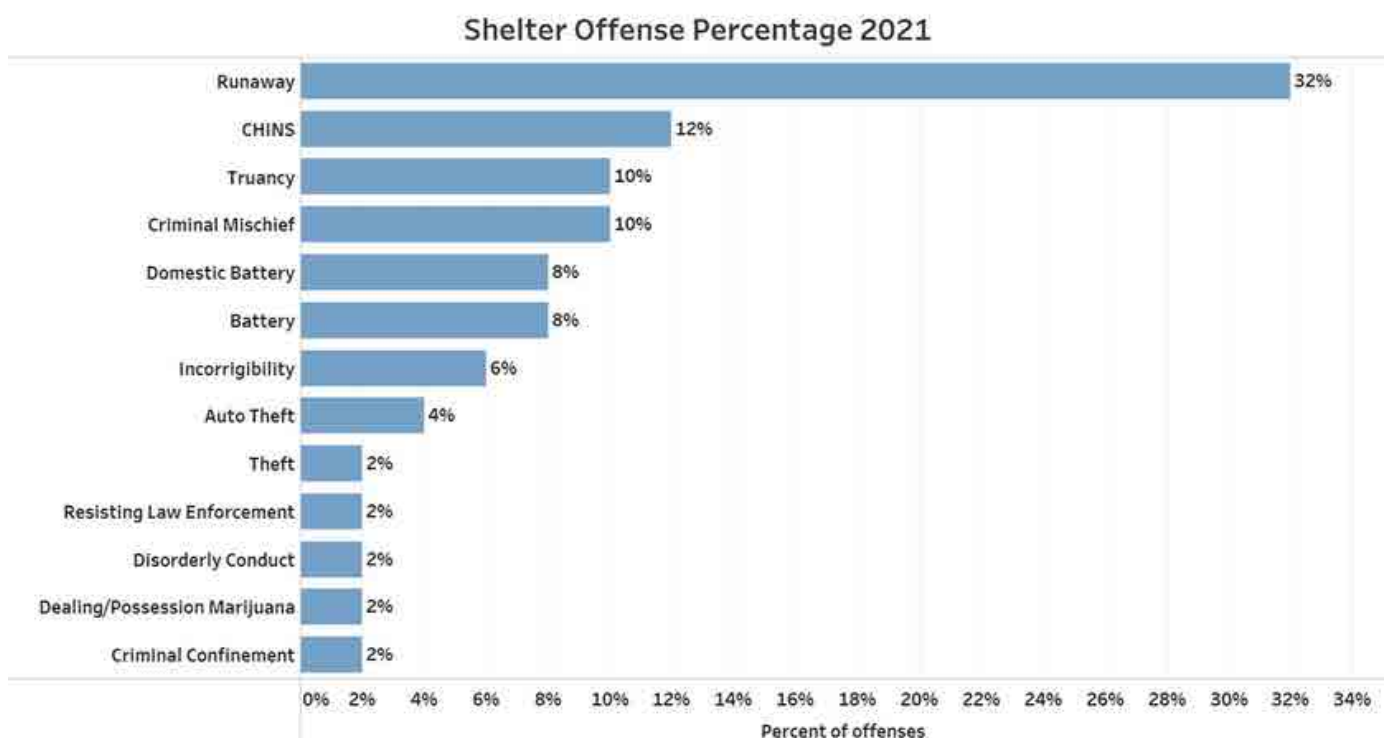
The Indiana Family and Social Services Administration provide rules and licensing for Shelter program. The Center's license allows for ten youth between the ages of ten and eighteen to remain in Shelter care for up to twenty days.

In 2021, the Center provided Emergency Shelter Care services to forty-five youth from Bartholomew County and five from other counties in Indiana.

There were fifty youth denied admission to Shelter in 2021 due to presenting with either sexual maladaptive behavior, being actively suicidal, displaying severe aggression, or due to COVID-19 concerns.

In 2021, there were a wide variety of reasons a youth may have been referred to Shelter. The majority of youth that were placed in Shelter had previously spent time in a secure setting, waiting for in-home services to be initiated or awaiting placement at a residential facility.

The graph below displays the number of youth referred to Shelter care based on offense:



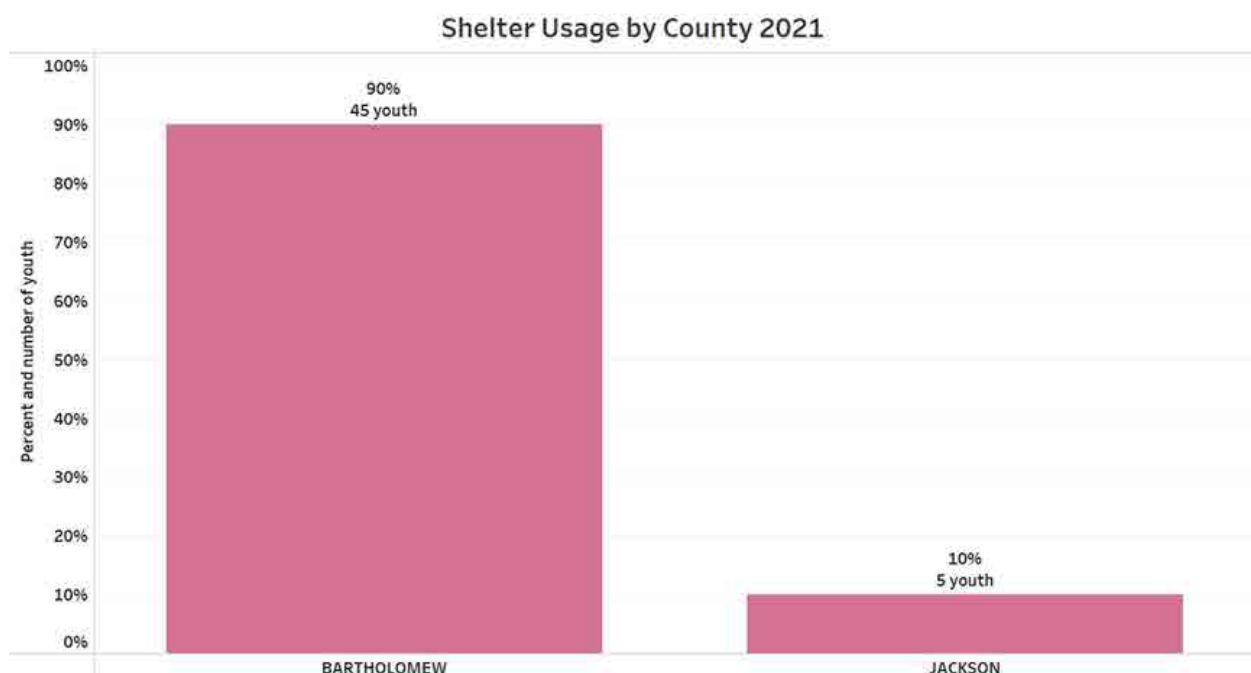
Even though the maximum length of stay in Shelter is twenty days, the Indiana Department of Child Services may grant an extension for a youth's stay in Shelter.

In 2021, there were twenty-one extensions granted. The Average Length of Stay in Shelter was fifteen days in 2021. The Center's Average Daily Population in Shelter for 2021 was five.

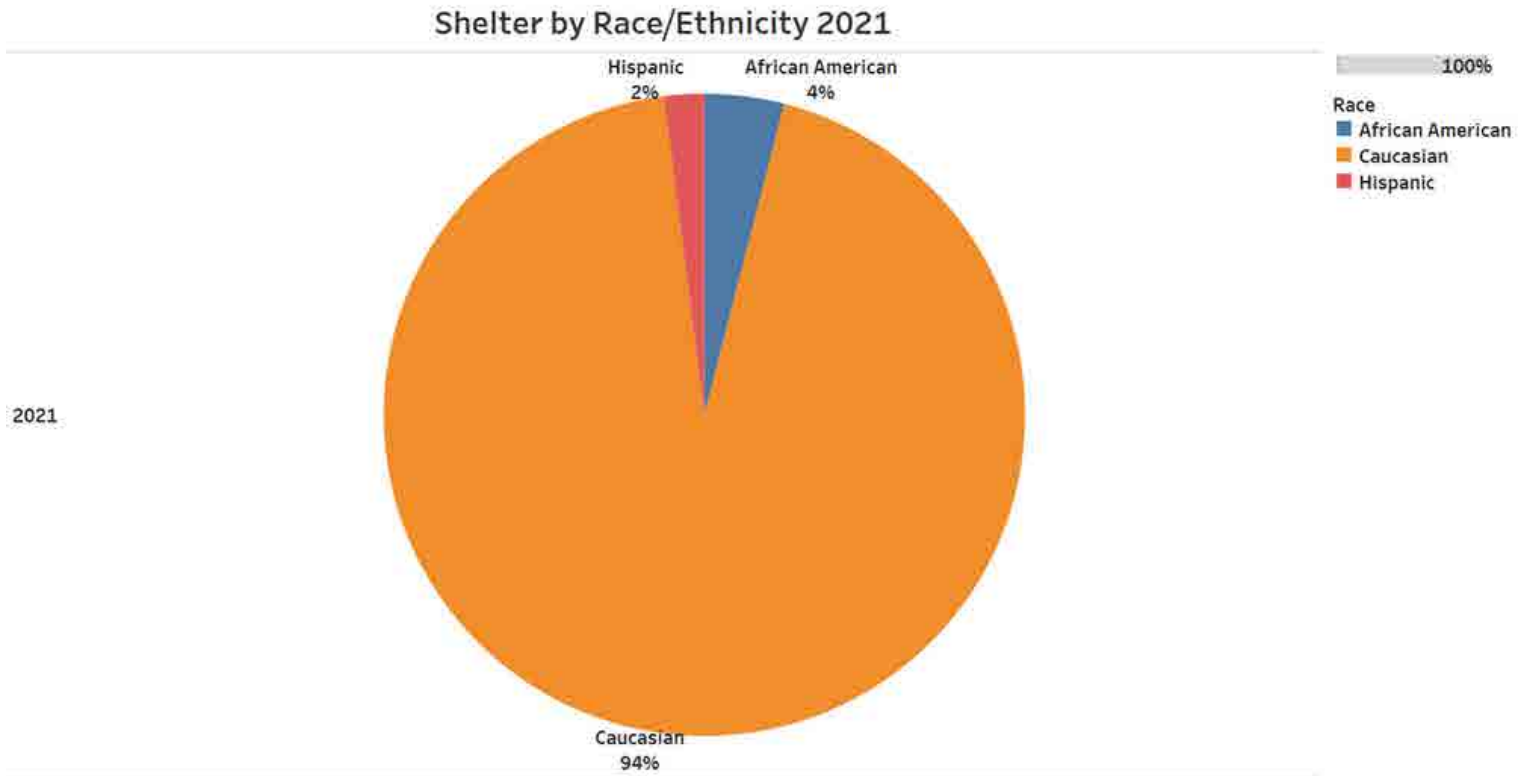
The tables below represent the average daily census for Shelter youth served at the Center in 2021 for the past five years:

Average Daily Population: 5 year Comparison					
Placed	2017	2018	2019	2020	2021
Shelter	4	3	3	3	5

The Indiana Department of Child Services, the Court, and local law enforcement all referred youth to Emergency Shelter Care in 2021. The breakdown of each by county is as follows:



The graph below contains information regarding the percentage of populations by race served at the Center in Shelter.

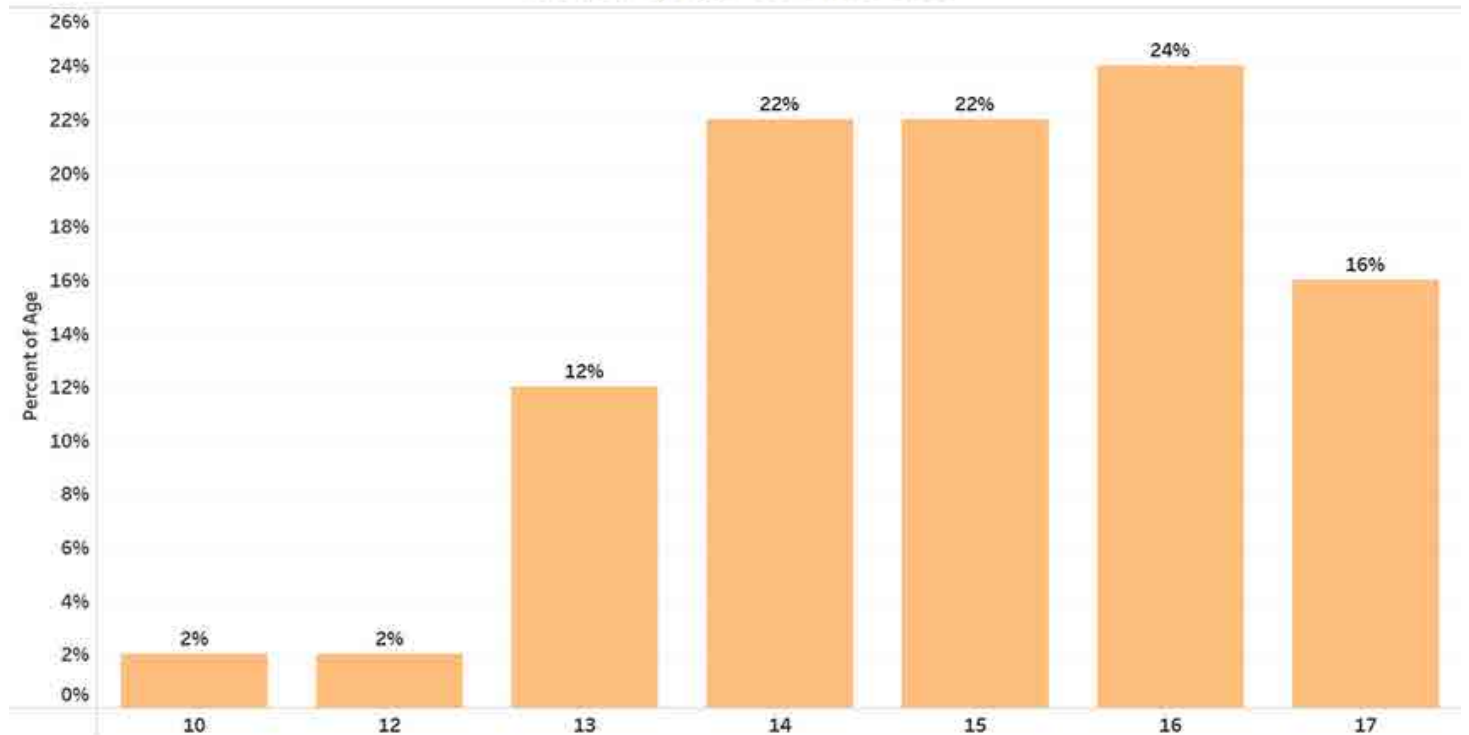


The graph below displays the gender of youth referred to Shelter care:



The graph below displays the age of youth referred to Shelter care:

Shelter by Age of Youth 2021



Day Reporting Programs

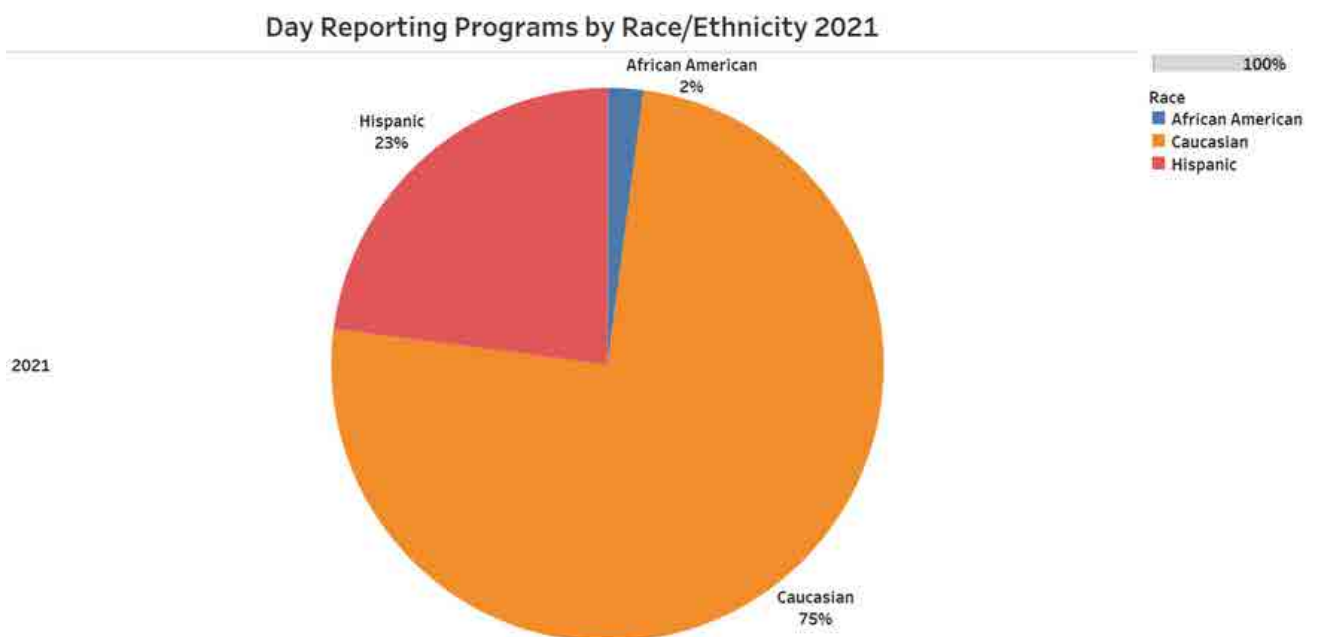
Bartholomew County Youth Services Center has a three day reporting programs: Day Reporting Center, Independent Living, and Day Treatment. Each of these programs are unique and provide youth with a continuum of care and diverse levels of supervision and support.

In 2021, forty-eight youth participated in the Day Reporting Programs. Of those youth that participated, thirty-eight youth successfully completed a Day Reporting Program for a success rate of seventy-nine percent.

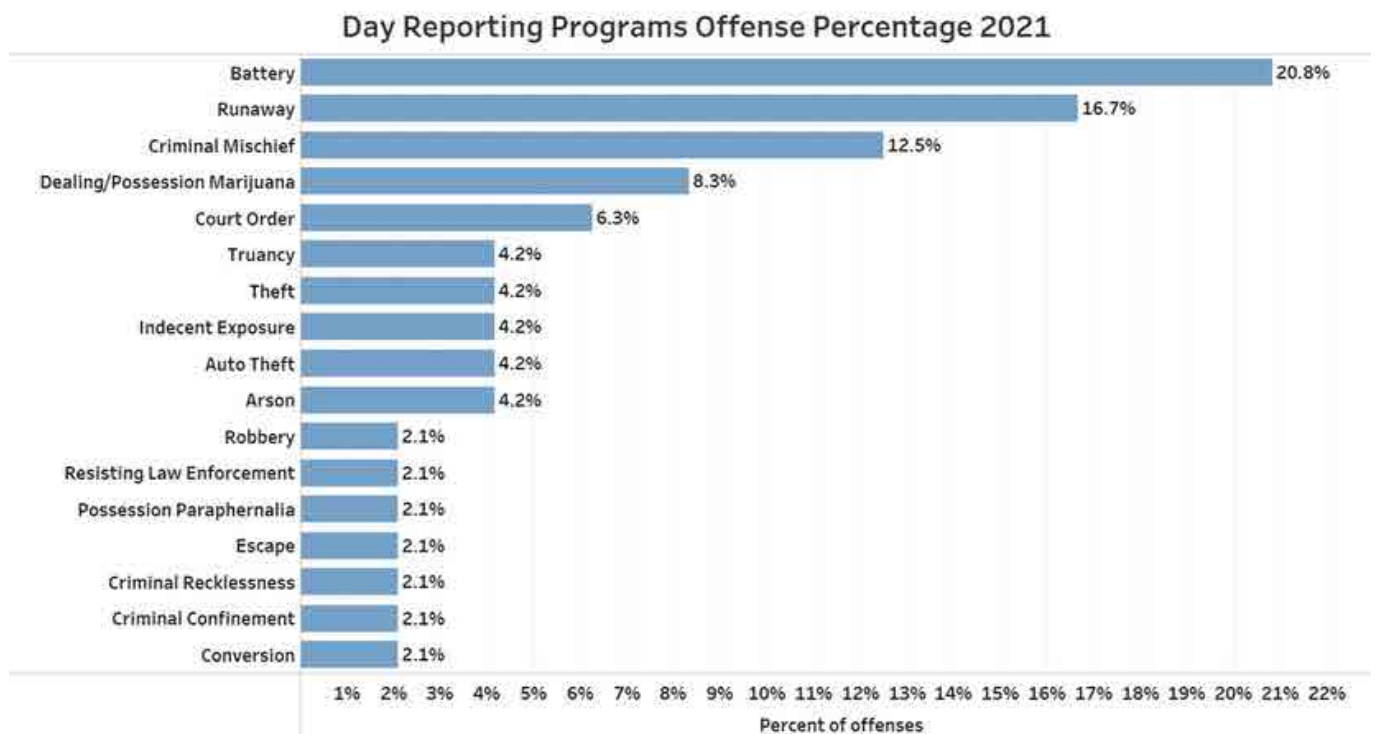
The graph below displays the gender of youth referred to Day Reporting Center:



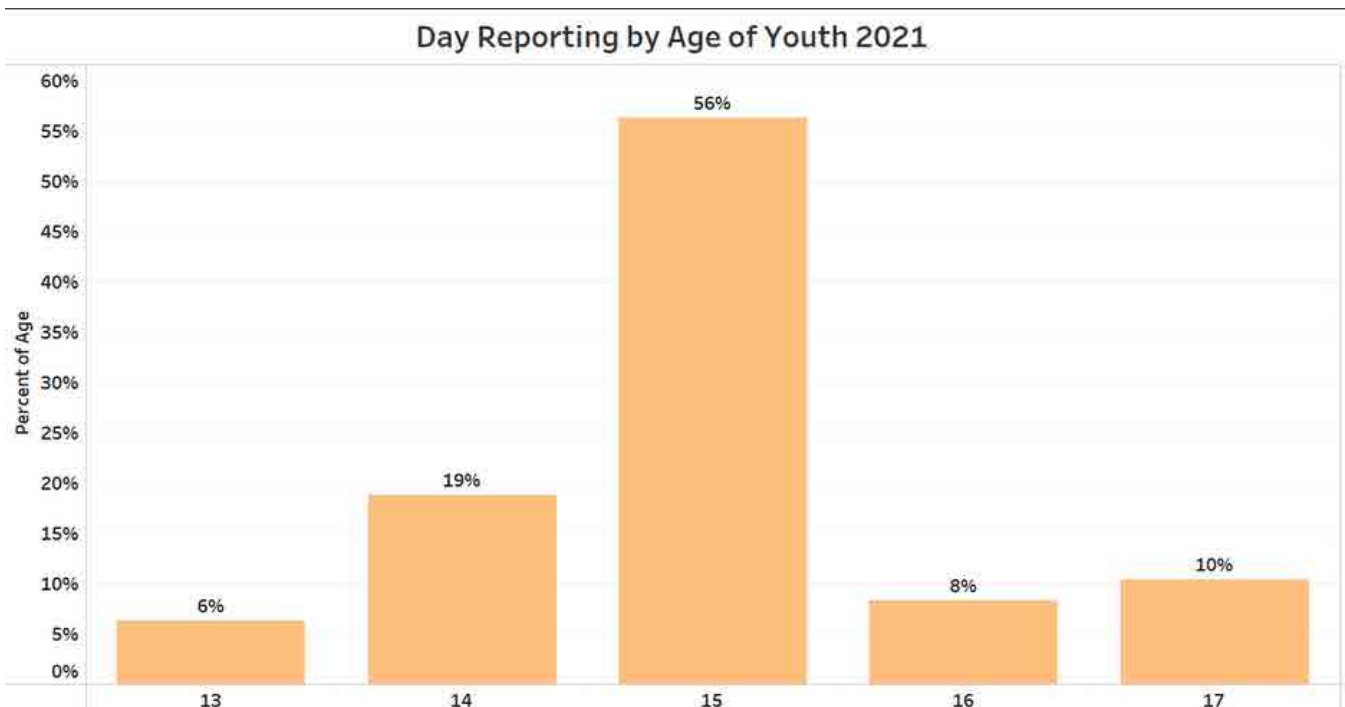
The graph below reflects the percentage of youth referred to Day Reporting Programs by race:



The graph below displays the percentage of youth referred to Day Reporting Programs by offense:



The graph below displays the age youth referred to Day Reporting Center::



DAY REPORTING CENTER

Submitted by: Tammie Miller

Day Reporting Center (DRC) is an intervention program to support Bartholomew County youth who are in contact with probation and are suspended or expelled from school or youth who are in contact with probation and in need of extra support with e-learning. Youth can also be placed in DRC by intake officers as an Alternative to Detention.

Thirty-eight youth were referred to DRC in 2021. A licensed educator creates an individualized education plan for each youth participating in DRC. DRC supports the education goals provided by the youth's home school. In absence of this option, DRC provides education via the GradPoint education program or the Essential Education program.

DRC staff initiate communication with local schools on behalf of the students served in the classroom. The goal of this communication is to notify school officials of the placement, to confirm the student's suspension or expulsion status, and to identify and support the education goals already established for the youth.

Youth in the Day Reporting Classroom also have an opportunity to participate in programming to promote and encourage pro-social behavior, including:

- Developmental Assets
- Botvin LifeSkills Training
- Healthy Communities Workshops
- Anthem Health Workshops
- Healthy Relationship Outreach Education with Turning Point Domestic Violence Services
- NEFE High School Financial Planning
- Canine Therapy
- Civic Engagement
- Social Emotional Learning Opportunities
- Trauma Informed Yoga
- Mindful Relaxation
- Health Education with the Youth Services Center Nurse
- Local, State, and National Guest Presenters

The Youth Services Center staff also support the non-education needs of the youth served, including food support, clothing, and connection to community resources.

Day Reporting-Independent Living (DR-IL)

Day Reporting-Independent Living (DR-IL) Program, is the second of the Day Reporting Programs. DRIL is designed for post adjudicated youth that are in need of independent living skills and education support. At the beginning of 2021, two (2) youth participated in the Day Reporting- Independent Living Program. Throughout 2021, youth in the Day Reporting-Independent Living Program received individualized education planning. Day Reporting-Independent Living staff worked collaboratively with local schools to monitor the youth's behavior while at school, track their attendance, and monitor their grades. While youth reported to Day Reporting-Independent Living, time was spent daily to ensure youth were completing school assignments and effectively studying. During 2021, youth in the Day Reporting-Independent Living Program received life skills training. The cognitive based programming included, but was not limited to: life skills, positive youth development, healthy relationships, resiliency skills, substance abuse prevention; vocational training; and financial literacy.

Day Reporting-Day Treatment (Day Treatment)

Day Reporting-Day Treatment (Day Treatment) Program, is the final Day Reporting Programs. Day Treatment is designed for post adjudicated youth that are in need of cognitive behavioral education and an increase level of supervision and support. In 2021, eight (8) youth participated in the Program. Throughout 2021, youth in the Day Treatment Program received individualized education planning. Day Treatment staff worked collaboratively with local schools to monitor the youth's behavior while at school, track their attendance, and monitor their grades. While youth reported to Day Treatment, time was spent daily to ensure youth were completing school assignments and effectively studying. During 2021, youth in the Day Treatment Program received life skills training by participating in a variety of cognitive based programming. The cognitive based programming included, but was not limited to: role plays; substance abuse prevention; vocational training; and financial literacy. Each youth in the Program received training and feedback from Day Treatment staff to build and strengthen family and peer relationships. In 2021, youth and staff continued to be challenged by the COVID-19 pandemic. Youth continued to engage in services in a unstable environment in an effort to mitigate the harm caused by the COVID-19. Due to COVID-19, community service opportunities were limited in an effort to mitigate the spread. However, the youth were able to complete community service with Columbus Parks and Rec and the Youth Services Center Food Pantry.

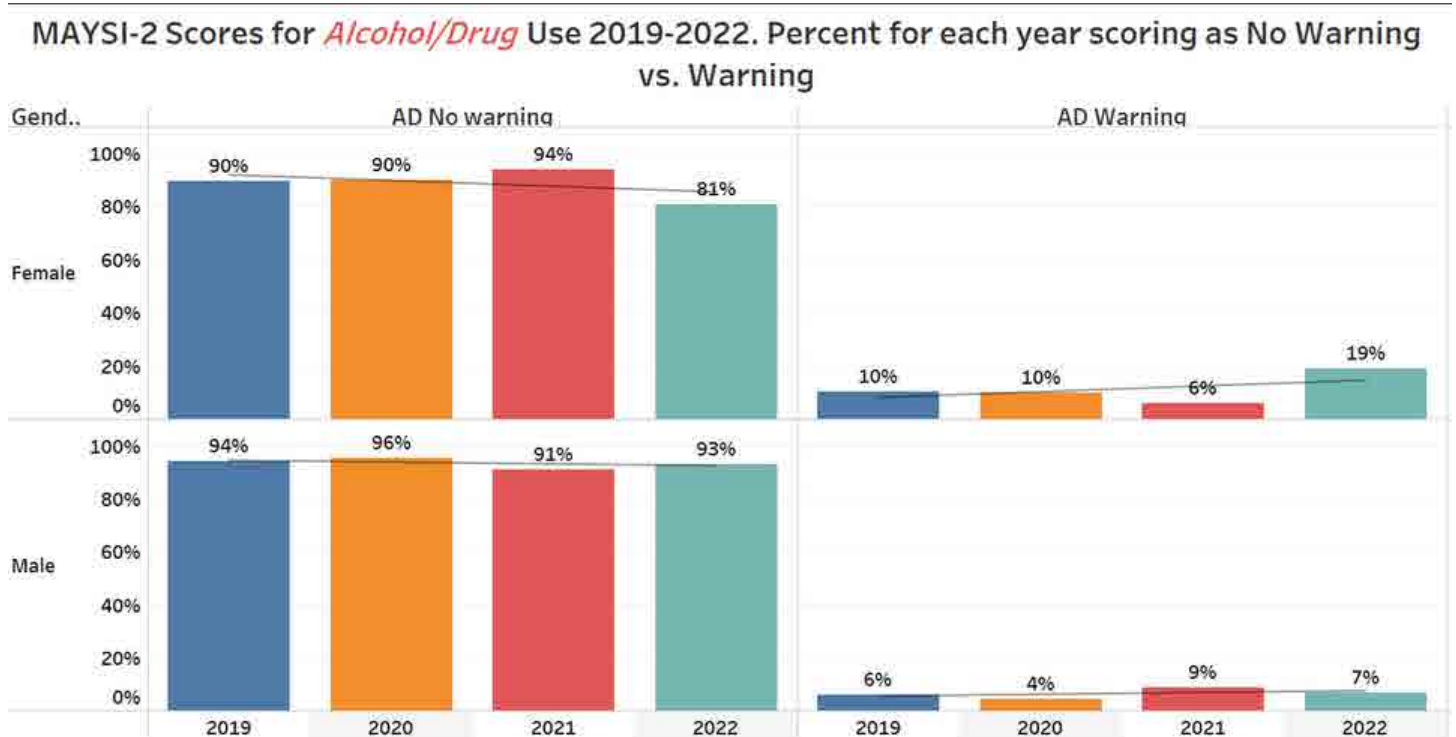
Medical and Counseling Services

Residents in Shelter and Detention are seen by the Center's nurse within forty-eight hours of admission. The nurse is on call 24/7 for any emergencies or questions that staff may have pertaining to a resident's health.

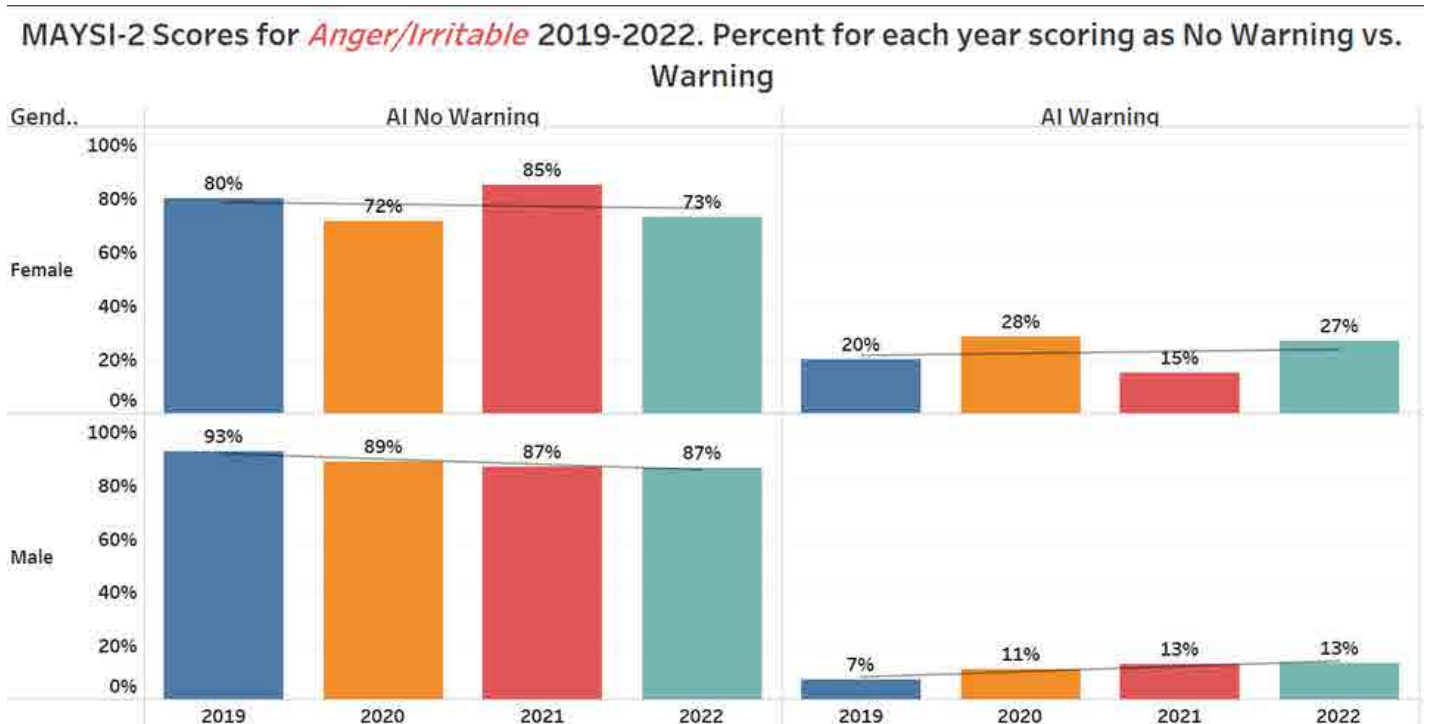
The residents may also be seen by the Center's Counselor upon admission. A Child and Adolescent Needs and Strengths (CANS) assessment is completed on each shelter youth who remains longer than seven days. Youth may also request to speak to the Counselor throughout their involvement in services at Youth Services Center. The counselor is on call 24/7 for any mental health questions or crises that may occur. If deemed appropriate, a MAYSI-II mental health screening may be utilized by the Intake Officers upon admission to the Center.

In 2021, 181 MAYSI-II's were completed. Bartholomew County continues to be above the national average in scoring which continues to be a concern for local officials and those in the mental health field.

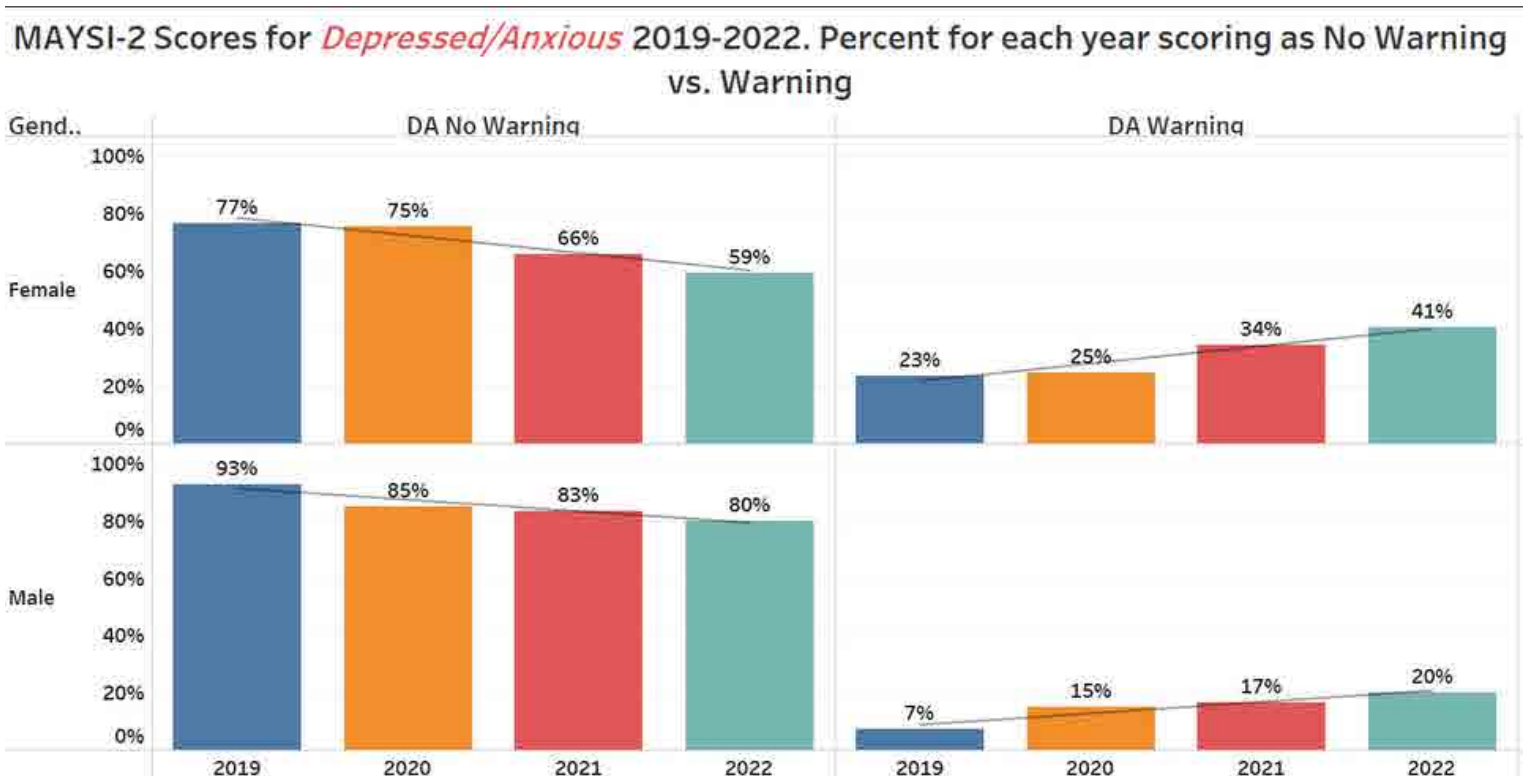
The following graph reflects comparison data from 2019-2022 regarding trend lines Alcohol/ Drug usage based on gender:



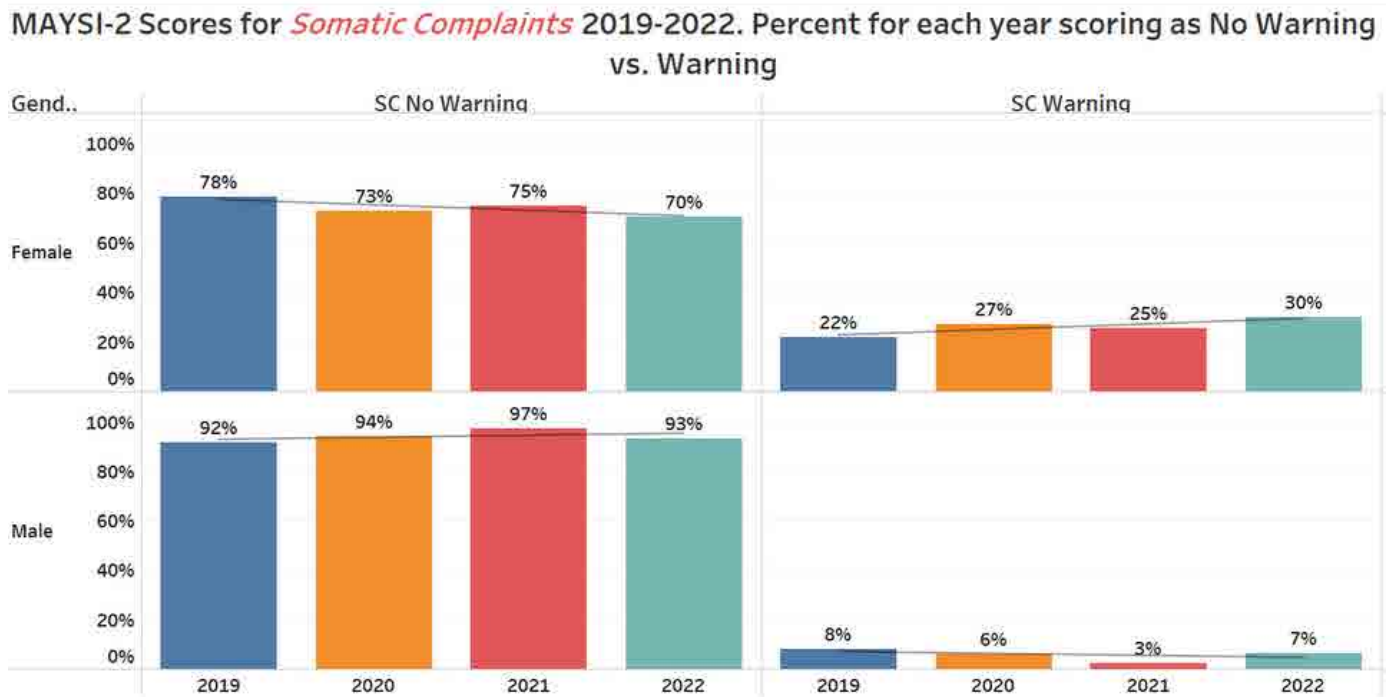
The following graph reflects comparison data from 2019-2022 regarding trend lines Anger/ Irritable based on gender:



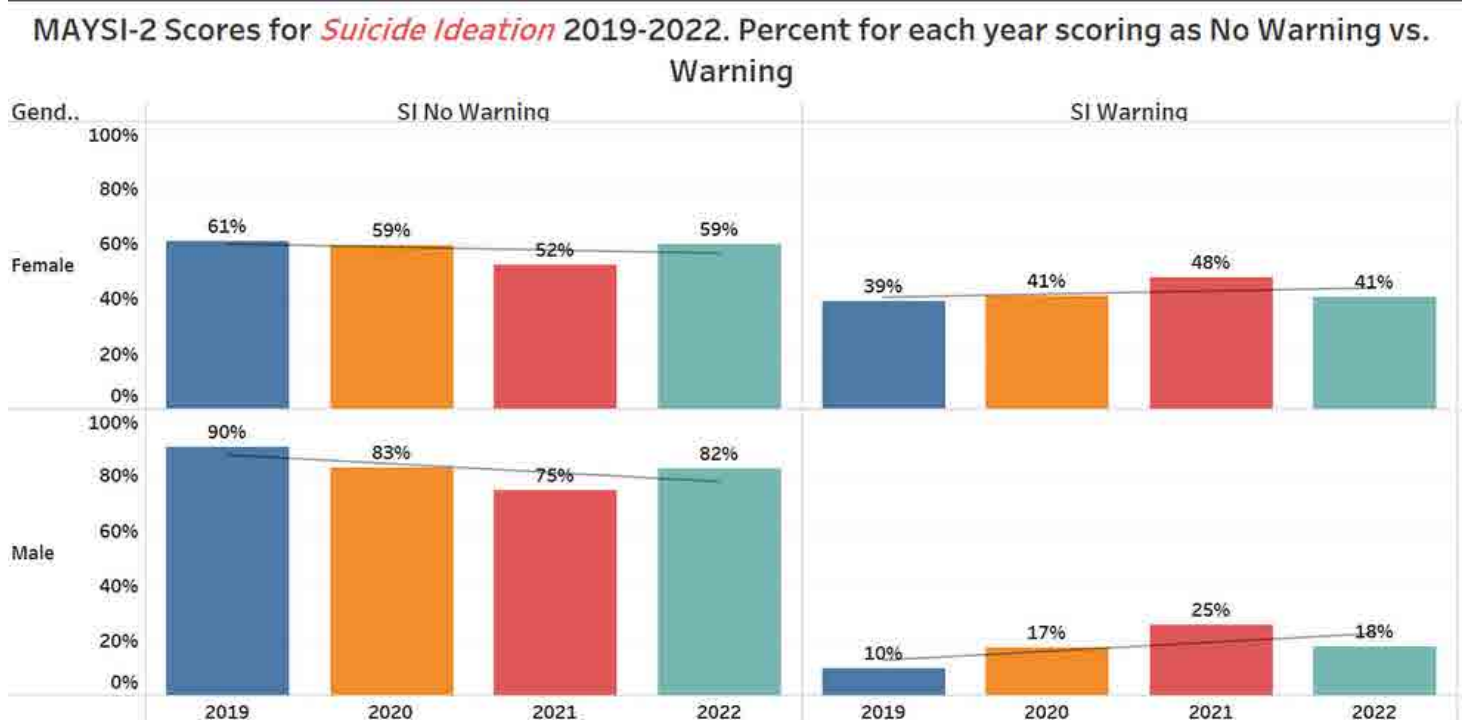
The following graph reflects comparison data from 2019-2022 regarding trend lines Depression/ Anxious based on gender:



The following graph reflects comparison data from 2019-2022 regarding trend lines Somatic Complaints based on gender:



The following graph reflects comparison data from 2019-2022 regarding trend lines Suicide Ideation based on gender:



ELECTRONIC MONITORING and HOME SUPERVISION

The Center offers Electronic Monitoring Services and Home Supervision referred by the court or by an Intake Officer as an alternative to Detention. There were a total of fifty families served this year by these programs. Youth referred to these programs have committed offenses that do not necessarily require Secure Detention, but warrant an increased level of supervision. These same services may be provided to youth that have returned to the community from a Department of Corrections or other residential placements, as they get acclimated back into the community. These programs provide supervision, along with provision of individual and family support services.

Electronic Monitoring services through this program are also provided to the youth in the Day Treatment Program, youth who participate in the Community Transition Program and youth who are referred to Home Supervision and Electronic Monitoring as an alternative to detention. Electronic Monitoring services are provided in collaboration with Community Corrections.

Youth were still monitored closely; however there were accommodations made to ensure safety of the youth, their families, as well as the After Care Liaison due to COVID-19. Porch visits were conducted and home entry was limited to necessary searches. A total of 1014 contacts were made with the youth and families served by these programs.

Youth served in these program are eligible to earn incentives, as well as sanctions when necessary. Collaboration is done through the Probation Department. Youth continue to receive positive reinforcements, such as written praise through a star card, a certificate recognizing their accomplishment, or a gift card provided by JDAI. The youth are consistently recognized for their displays of pro-social behaviors. There were 230 incentives that were offered this year. Some notable accomplishments for youth this year include: two youth earned their HSE while supervised on Electronic Monitoring. There were several youth that were able to track sobriety days and earned certificates for the milestones they reached. Two youth completed cognitive programming, to which they were referred. One youth made the school basketball team. There were also nine youth that were able to obtain employment while supervised by these programs. Some other sanctions offered in 2021, were increased level of supervision through placement in Detention, Shelter, or an alternative program such as Day Reporting, or a loss of free time. There were twenty-one sanctions issued this year.

On the following page, a breakdown of services provided in 2021 is separated by quarters. Some referrals carry over through quarters due to sentences served.

	2021 QUARTER COMPARISON			
	1st	2nd	3rd	4th
Total Referrals	14	6	14	11
Families Served	14	12	11	13
Average Daily Count Quarter/Year	9/9	4/7	3/5	5/5
Electronic Monitoring Referrals	7	5	10	10
Electronic Monitoring Completions Successful / Unsuccessful	11 / 2	4/ 2	5 / 3	3 / 2
Home Supervision Referrals	7	1	4	1
Home Supervision Completions Successful / Unsuccessful	4 / 1	5 / 0	2 / 1	3 / 2

2021 Totals

In 2021, there were thirty-two youth placed on Electronic Monitoring. Of these youth, twenty three completed the program successfully. Nine of the youth were unsuccessful and received further sanctions from the court. There were also thirteen youth placed on home supervision. Of the youth that participated in Home Supervision in 2021, fourteen were successful completions of the program. Four youth were unsuccessful and received further sanctions from the court.

	5 YEAR COMPARISON				
	2017	2018	2019	2020	2021
Electronic Monitoring Referrals	81	89	74	79	32
Successful completions of Electronic Monitoring	63	61	51	51	23
Home Supervision Referrals	30	19	30	41	13
Successful Completions of Home Supervision	18	10	23	21	14
Average Daily Count	-	-	8	10	5
Rewards/Sanctions	-	306 / 48	552 / 85	332 / 61	

FOOD SERVICE

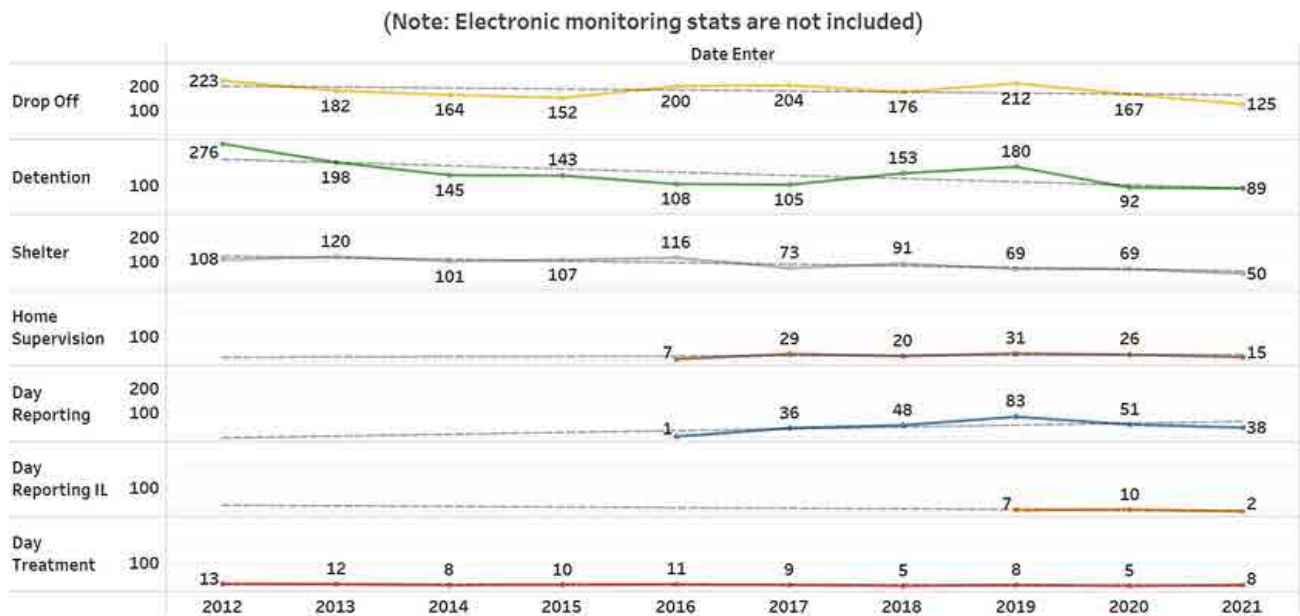
The Food Service Department of the Center, comprised of a Head Cook and a Full-Time Cook, is responsible for three meals and two snacks daily that are nutritionally adequate, palatable, and attractive. The meals that are produced under sanitary conditions at a reasonable cost. Our Head Cook, is experienced in food service management and supervises the food service operations.

In 2021, the Food Service Department at the Center prepared 10,731 meals. The Department of Education reimbursed the county for breakfast and lunch meals through the National School Lunch Program.

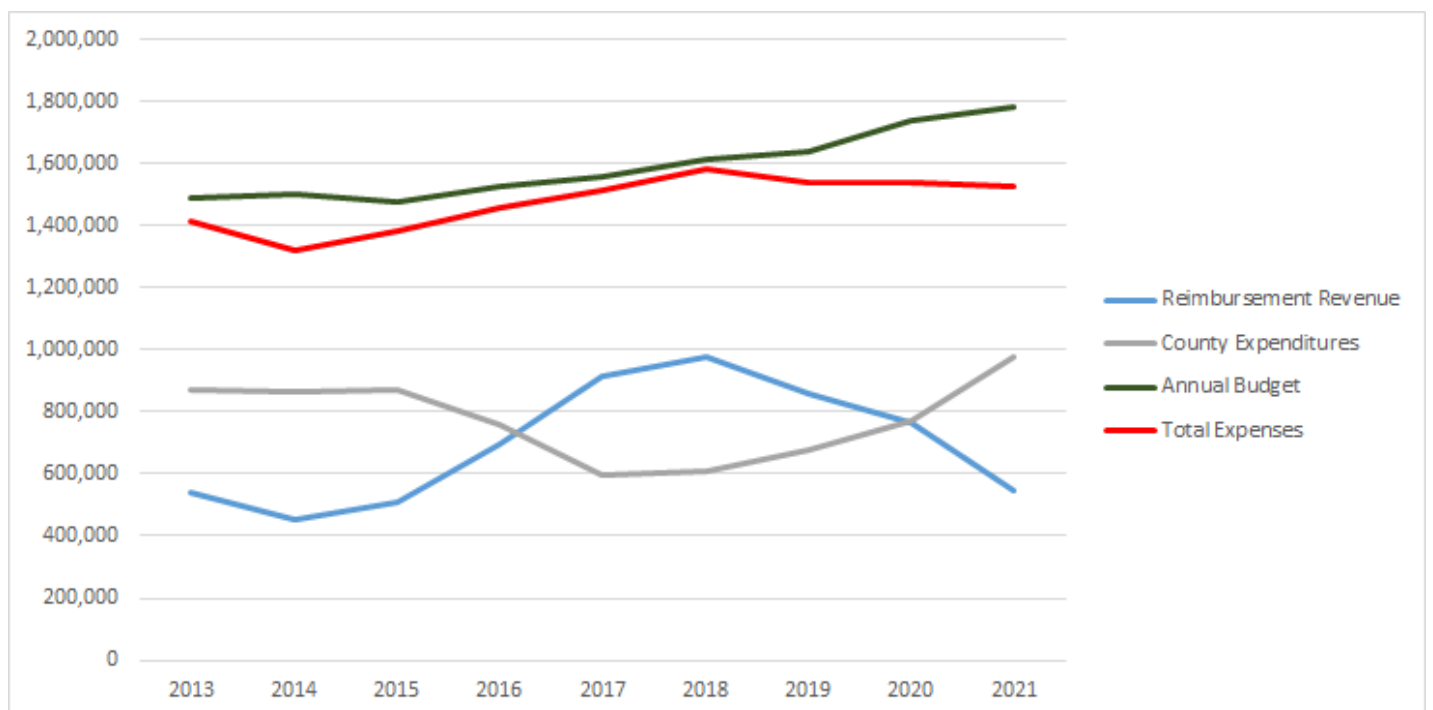
Reimbursement table below:

	National School Lunch Program Reimbursement
Meals Served	10,731
Total money spend of food	\$47,538.33
Re-imbursment recieved	\$15,064.44
Cost per meal	\$4.43
Reimbursement received per meal	\$1.40

The following graph reflects comparison of YSC referrals by Program from 2012-2021



The following graph reflects the reimbursement revenue, county expenditures, annual budget amount, and the total expenses. In 2021, the county expenditures were the same as the reimbursement revenue.






Going forward

As we move forward, we are looking forward to celebrating our thirty years of service to the community. We look forward to continuing to provide services to the families we serve, and the community as a whole, in a collaborative manner. Throughout 2021, we continued to provide high level of services and implement evidence based programs, while being mindful of the need to mitigate the spread of COVID-19. Our youth and staff have continued to respond to ever changing guidance and guidelines that have been provided while continuing with programming and services to the community.

The Center was still able to remain fiscally responsible and returned approximately \$229,758.32 to county general funds, as well as had a per diem income of approximately \$547,569.89 from the programs we operated. The Center was also able to successfully pass all audits throughout the year.

The Center is greatly looking forward to adding Youth and Family Connections Center to the services offered within the Youth Services Center, adding new team members and getting back to "normal."

Respectfully,
Mariah Lucas-Georges
Director of Youth Services





In Appreciation

The mission of the Bartholomew County Youth Services Center is, in no small part, supported by different organizations within the community. Their cooperation and friendship over the years have greatly assisted the Center in providing its residents with the services they need. While it would be difficult to list all those organizations that have supported the Center over the years, below is a partial list:

Bartholomew County Board of Commissioners
Bartholomew Consolidated School Corporation
Bartholomew County Council
Bartholomew County Circuit Court
Bartholomew County Extension Office (4-H)
Bartholomew County Sheriff's Department
Bartholomew County Department of Child Services
Bartholomew County Maintenance Department
Bartholomew County Health Department
Bartholomew County Library
Bartholomew County Solid Waste
Beloved
Columbus Parks & Recreation
Columbus Police Department
Columbus Regional Hospital
Communities that Care
Court Services- Probation and Community Corrections Staff
Family Services Inc.
Foundation for Youth
Goodwill of Bartholomew County
Human Services, Inc.
Indiana Department of Child Services
Indiana Department of Correction
Indiana Humanities
Indiana Youth Law Team
Love Chapel
Love on a Leash
Salvation Army
Thrive Alliance
Turning Point
United Way

